



# Racing Days 2009



Automotodrom Brno - 4.-6. September

Dle nejlepšího času kola

Ferrari Challenge

Brno 5,403 Km

TEST 1 - FC Europe

4.9.2009 09:40

Trénink (1:40:00 (hh):mm:ss) - start v 9:40:00

Pos	StN	Name	NAT	Team	Car	Gr	Best	In	Dif	Km/h	Laps
1	102	GROSSMANN Bjorn	GER	Autohaus Gohm		ETP	2:25.081	5		134,069	9
2	104	BARON Philipp	AUT	Baron Service		ETP	2:25.676	7	0.595	133,521	18
3	101	BLANCARDI Max	ITA	Motor / Malucelli		ETP	2:25.793	9	0.712	133,414	21
4	111	PERGL Robert	CZE	Scuderia Praha		ETP	2:25.963	15	0.882	133,258	18
5	354	SPITZMUELLER Csaba	HUN	Warm Up		ECS	2:27.227	7	2.146	132,114	15
6	342	FRODIG Magnus	SWE	Formula Automobile		ECS	2:27.689	9	2.608	131,701	19
7	361	MASSELLI Pierangelo	ITA	Motor / Malucelli		ECS	2:27.810	3	2.729	131,593	16
8	353	VALINT Tibor	HUN	Warm Up		ECS	2:28.008	11	2.927	131,417	17
9	141	DANIS Jan	SVK	Scuderia Praha		ETP	2:28.699	9	3.618	130,807	12
10	368	JIRGALA Jaromir	CZE	Scuderia Praha		ECS	2:29.184	12	4.103	130,381	22
11	105	MISSLIN Nicolas	FRA	Stradale Automobile		ETP	2:29.236	5	4.155	130,336	7
12	367	ZELINSKY Daniel	CZE	Scuderia Praha		ECS	2:30.303	9	5.222	129,411	16
13	328	GERBER Jack	GBR	Motor / Piacenza		ECS	2:30.791	5	5.710	128,992	9
14	330	HARMSSEN Holger	GER	Lueg Sportivo		ECS	2:31.204	9	6.123	128,639	11
15	371	KNOFLACH Peter	SUI	Kessel		ECS	2:31.569	8	6.488	128,330	26
16	372	SHELTEMA Fons	NED	Kessel		ECS	2:31.573	8	6.492	128,326	17
17	339	ADAMSKI Dirk	GER	Autohaus Saggio		ECS	2:32.393	9	7.312	127,636	15
18	345	ANDERSEN Dennis	DEN	Formula Automobile		ECS	2:33.182	9	8.101	126,978	25
19	199	BURENKO Ilya	RUS	Ferrari Moscow		ETP	2:34.496	10	9.415	125,898	26
20	399	CLARETON Stephane	FRA	Stradale Automobile		ECS	2:34.958	8	9.877	125,523	19
21	329	BACHELIER Jean-Marc	FRA	Motor / Piacenza		ECS	2:35.099	16	10.018	125,409	21
22	374	DE BERNARDI Alexis	LUX	Kessel		ECS	2:36.246	6	11.165	124,488	25
23	149	SDANEWITSCH Claudio	GER	Autohaus Gohm		ETP	2:38.624	6	13.543	122,622	11
24	355	GRAVERAUX Edouard	FRA	Stradale Automobile		ECS	2:40.387	10	15.306	121,274	15



## Automotodrom Brno - 4.-6. September

Ferrari Challenge

Brno 5,403 Km

TEST 1 - FC Europe

4.9.2009 09:40

Trénink (1:40:00 (hh):mm:ss) - start v 9:40:00

			p17	2:54.404	+28.611	6	2:30.206	+2.517	16	6:18.239	+3:50.231
(102) GROSSMANN Bjorn			18	31:13.133	+28:47.340	p7	2:39.409	+11.720	p17	3:08.423	+40.415
1	2:29.269	+4.188	19	2:30.603	+4.810	8	4:26.803	+1:59.114			
2	2:30.159	+5.078	20	2:31.432	+5.639	9	<b>2:27.689</b>		(141) DANIS Jan		
p3	2:38.378	+13.297	21	2:31.541	+5.748	10	2:29.031	+1.342	1	2:30.986	+2.287
4	12:48.570	+10:23.489				11	2:29.595	+1.906	2	2:29.031	+0.332
5	<b>2:25.081</b>		(111) PERGL Robert			12	2:28.035	+0.346	3	2:37.377	+8.678
6	2:25.493	+0.412	1	2:28.982	+3.019	p13	2:36.920	+9.231	4	2:32.678	+3.979
7	2:25.267	+0.186	2	2:30.709	+4.746	14	3:49.290	+1:21.601	5	2:30.655	+1.956
p8	2:33.076	+7.995	3	2:31.247	+5.284	15	2:33.000	+5.311	p6	3:57.570	+1:28.871
p9	9:01.985	+6:36.904	4	2:28.425	+2.462	16	2:31.566	+3.877	7	14:44.438	+12:15.739
			5	2:29.375	+3.412	p17	2:39.482	+11.793	8	2:29.356	+0.657
(104) BARON Philipp			p6	2:37.453	+11.490	18	8:35.463	+6:07.774	9	<b>2:28.699</b>	
1	2:29.100	+3.424	7	5:03.799	+2:37.836	p19	2:44.750	+17.061	10	2:35.477	+6.778
2	2:29.458	+3.782	8	2:30.405	+4.442				11	2:31.221	+2.522
3	2:29.567	+3.891	9	2:27.736	+1.773	(361) MASSELLI Pierangelo			p12	2:44.099	+15.400
4	2:30.191	+4.515	10	2:26.768	+0.805	1	3:45.291	+1:17.481			
p5	2:39.052	+13.376	11	2:26.379	+0.416	2	2:29.379	+1.569	(368) JIRGALA Jaromir		
6	15:58.879	+13:33.203	12	2:26.545	+0.582	3	<b>2:27.810</b>		1	2:43.298	+14.114
7	<b>2:25.676</b>		p13	2:37.698	+11.735	4	2:28.264	+0.454	2	2:37.276	+8.092
8	2:26.845	+1.169	14	5:22.279	+2:56.316	p5	2:34.711	+6.901	3	2:37.802	+8.618
p9	2:36.886	+11.210	15	<b>2:25.963</b>		6	22:21.884	+19:54.074	4	2:40.298	+11.114
10	24:35.240	+22:09.564	16	2:29.306	+3.343	7	2:47.712	+19.902	5	2:43.052	+13.868
p11	2:42.798	+17.122	17	2:27.597	+1.634	8	2:45.901	+18.091	6	2:34.725	+5.541
12	10:28.067	+8:02.391	p18	2:46.128	+20.165	9	2:44.873	+17.063	7	2:33.438	+4.254
13	2:28.659	+2.983				10	2:45.026	+17.216	8	2:33.381	+4.197
14	2:28.811	+3.135	(354) SPITZMUELLER Csaba			11	2:42.126	+14.316	9	2:31.398	+2.214
15	2:29.259	+3.583	1	2:33.820	+6.593	12	2:40.481	+12.671	10	2:30.008	+0.824
16	2:30.013	+4.337	2	2:30.630	+3.403	13	2:39.171	+11.361	11	2:31.088	+1.904
17	2:29.422	+3.746	3	2:32.026	+4.799	14	2:40.587	+12.777	12	<b>2:29.184</b>	
p18	2:41.234	+15.558	4	2:30.539	+3.312	15	2:39.693	+11.883	13	2:29.245	+0.061
			5	2:30.011	+2.784	p16	3:12.859	+45.049	14	2:29.550	+0.366
(101) BLANCARDI Max			6	2:29.052	+1.825				15	2:32.963	+3.779
1	2:32.169	+6.376	7	<b>2:27.227</b>		(353) VALINT Tibor			p16	2:50.300	+21.116
2	2:32.226	+6.433	p8	2:40.681	+13.454	p1	2:43.189	+15.181	17	11:30.726	+9:01.542
3	2:32.981	+7.188	9	8:33.398	+6:06.171	2	6:41.118	+4:13.110	18	2:40.839	+11.655
4	2:29.279	+3.486	10	2:27.317	+0.090	3	2:31.072	+3.064	19	2:44.494	+15.310
5	2:28.490	+2.697	p11	2:57.963	+30.736	4	2:30.040	+2.032	20	2:48.171	+18.987
p6	2:47.112	+21.319	12	5:41.347	+3:14.120	5	2:36.620	+8.612	21	2:47.069	+17.885
7	5:49.403	+3:23.610	13	2:35.846	+8.619	p6	2:36.397	+8.389	p22	2:58.173	+28.989
8	2:26.351	+0.558	14	2:31.657	+4.430	7	8:01.805	+5:33.797			
9	<b>2:25.793</b>		p15	2:46.679	+19.452	8	2:38.172	+10.164	(105) MISSLIN Nicolas		
10	2:25.870	+0.077				9	2:42.662	+14.654	1	2:41.223	+11.987
p11	2:35.398	+9.605	(342) FRODIG Magnus			10	2:28.571	+0.563	2	2:30.316	+1.080
12	8:12.929	+5:47.136	1	4:50.233	+2:22.544	11	<b>2:28.008</b>		p3	3:07.599	+38.363
p13	2:41.758	+15.965	2	2:36.745	+9.056	12	2:52.011	+24.003	4	34:10.724	+31:41.488
14	4:36.057	+2:10.264	p3	2:38.023	+10.334	13	2:30.958	+2.950	5	<b>2:29.236</b>	
15	2:31.977	+6.184	4	4:57.445	+2:29.756	p14	2:46.848	+18.840	6	2:31.359	+2.123
16	2:37.099	+11.306	5	2:29.849	+2.160	15	12:14.180	+9:46.172	p7	3:06.822	+37.586



## Automotodrom Brno - 4.-6. September

Ferrari Challenge

Brno 5,403 Km

TEST 1 - FC Europe

4.9.2009 09:40

Trénink (1:40:00 (hh):mm:ss) - start v 9:40:00

			6	2:33.179	+1.610	8	5:45.332	+3:12.939	13	2:35.596	+1.100
(367) ZELINSKY Daniel			7	2:32.348	+0.779	9	<b>2:32.393</b>		14	2:35.415	+0.919
1	2:36.361	+6.058	8	<b>2:31.569</b>		10	2:33.677	+1.284	15	2:35.449	+0.953
2	2:34.405	+4.102	p9	2:44.241	+12.672	11	2:44.800	+12.407	16	2:35.764	+1.268
3	2:33.552	+3.249	10	4:37.486	+2:05.917	12	2:40.272	+7.879	17	2:35.639	+1.143
4	2:35.329	+5.026	p11	3:18.254	+46.685	p13	2:52.925	+20.532	18	2:37.176	+2.680
5	2:32.349	+2.046	12	5:43.404	+3:11.835	14	19:49.086	+17:16.693	19	2:39.276	+4.780
6	2:32.394	+2.091	13	2:42.127	+10.558	p15	2:59.539	+27.146	p20	2:51.284	+16.788
7	2:32.104	+1.801	p14	2:49.084	+17.515				21	16:33.350	+13:58.854
8	2:32.715	+2.412	15	5:55.508	+3:23.939	(345) ANDERSEN Dennis			22	2:42.759	+8.263
9	<b>2:30.303</b>		16	2:49.840	+18.271	1	2:48.994	+15.812	23	2:43.169	+8.673
10	2:30.345	+0.042	17	2:48.705	+17.136	2	2:51.387	+18.205	24	2:43.385	+8.889
p11	2:38.323	+8.020	18	2:43.659	+12.090	3	2:44.880	+11.698	25	2:43.060	+8.564
12	10:00.822	+7:30.519	19	2:42.346	+10.777	4	2:41.183	+8.001	p26	2:52.570	+18.074
13	2:33.578	+3.275	20	2:43.061	+11.492	5	2:39.262	+6.080			
14	2:40.659	+10.356	21	2:40.271	+8.702	6	2:36.369	+3.187	(399) CLARETON Stephane		
15	2:36.977	+6.674	22	2:40.140	+8.571	7	2:36.364	+3.182	1	3:18.795	+43.837
p16	4:48.231	+2:17.928	23	2:39.098	+7.529	8	2:38.482	+5.300	2	3:09.531	+34.573
			p24	2:57.767	+26.198	9	<b>2:33.182</b>		3	3:05.787	+30.829
(328) GERBER Jack			25	4:35.310	+2:03.741	p10	2:52.407	+19.225	4	3:01.507	+26.549
1	2:32.857	+2.066	26	2:39.031	+7.462	11	22:57.055	+20:23.873	5	2:41.728	+6.770
2	2:33.478	+2.687				12	2:41.921	+8.739	6	2:36.308	+1.350
3	2:32.301	+1.510	(372) SCHELTEMA Fons			13	2:40.986	+7.804	7	2:36.389	+1.431
4	2:33.232	+2.441	p1	2:48.228	+16.655	14	2:42.280	+9.098	8	<b>2:34.958</b>	
5	<b>2:30.791</b>		2	9:09.365	+6:37.792	15	3:12.397	+39.215	p9	3:44.574	+1:09.616
6	2:32.205	+1.414	3	2:32.725	+1.152	16	2:49.739	+16.557	10	19:51.183	+17:16.225
p7	4:35.700	+2:04.909	4	2:31.945	+0.372	17	2:46.167	+12.985	11	2:47.247	+12.289
8	15:01.787	+12:30.996	5	2:32.598	+1.025	18	2:47.124	+13.942	12	2:41.728	+6.770
p9	2:51.949	+21.158	p6	2:43.282	+11.709	19	2:44.981	+11.799	13	2:46.690	+11.732
			7	4:12.565	+1:40.992	20	2:43.606	+10.424	14	2:41.942	+6.984
(330) HARMSEN Holger			8	<b>2:31.573</b>		21	2:40.211	+7.029	15	2:49.236	+14.278
1	2:39.530	+8.326	9	2:33.927	+2.354	22	2:37.783	+4.601	16	2:44.786	+9.828
2	2:36.930	+5.726	10	2:34.499	+2.926	23	2:36.920	+3.738	17	2:43.627	+8.669
3	2:36.829	+5.625	p11	2:46.381	+14.808	24	2:38.775	+5.593	18	2:44.622	+9.664
p4	2:49.353	+18.149	12	14:19.492	+11:47.919	25	2:38.675	+5.493	p19	3:29.471	+54.513
5	4:16.996	+1:45.792	p13	6:33.963	+4:02.390						
6	2:32.778	+1.574	14	17:44.691	+15:13.118	(199) BURENKO Ilya			(329) BACHELIER Jean-Marc		
7	2:31.585	+0.381	p15	2:41.800	+10.227	1	2:43.005	+8.509	1	2:41.136	+6.037
8	2:32.847	+1.643	16	3:12.352	+40.779	2	2:39.877	+5.381	2	2:46.896	+11.797
9	<b>2:31.204</b>		p17	3:01.558	+29.985	3	2:39.423	+4.927	3	2:43.875	+8.776
p10	2:39.793	+8.589				4	2:42.533	+8.037	4	2:41.992	+6.893
11	16:35.767	+14:04.563	(339) ADAMSKI Dirk			5	2:40.257	+5.761	p5	3:06.411	+31.312
			1	2:40.822	+8.429	6	2:38.090	+3.594	6	9:39.231	+7:04.132
(371) KNOFLACH Peter			2	2:38.385	+5.992	7	2:38.121	+3.625	7	2:48.542	+13.443
1	3:57.921	+1:26.352	3	2:41.330	+8.937	p8	2:55.433	+20.937	8	2:43.069	+7.970
2	2:35.856	+4.287	4	2:37.470	+5.077	9	4:39.689	+2:05.193	9	2:40.806	+5.707
3	2:33.684	+2.115	5	2:35.226	+2.833	10	<b>2:34.496</b>		10	2:39.071	+3.972
4	2:33.993	+2.424	6	2:32.542	+0.149	11	2:35.067	+0.571	11	2:40.324	+5.225
5	2:33.371	+1.802	p7	2:55.020	+22.627	12	2:35.113	+0.617	12	2:37.431	+2.332



## Automotodrom Brno - 4.-6. September

Ferrari Challenge

Brno 5,403 Km

TEST 1 - FC Europe

4.9.2009 09:40

Trénink (1:40:00 (hh):mm:ss) - start v 9:40:00

p13	2:58.929	+23.830			
14	11:34.256	+8:59.157	(355) GRAVERAUX Edouard		
15	2:37.937	+2.838	1	3:08.881	+28.494
16	<b>2:35.099</b>		2	3:07.654	+27.267
p17	3:00.965	+25.866	3	2:48.788	+8.401
18	18:38.640	+16:03.541	4	2:50.404	+10.017
19	2:46.525	+11.426	5	2:48.265	+7.878
20	2:44.072	+8.973	p6	2:59.429	+19.042
21	2:39.879	+4.780	7	5:44.867	+3:04.480
			8	2:50.767	+10.380
			9	2:43.190	+2.803
(374) DE BERNARDI Alexis			10	<b>2:40.387</b>	
p1	2:50.734	+14.488	11	2:42.498	+2.111
2	5:26.163	+2:49.917	12	2:48.708	+8.321
3	2:40.416	+4.170	13	2:45.849	+5.462
4	2:39.485	+3.239	14	2:45.341	+4.954
5	2:39.039	+2.793	p15	3:16.191	+35.804
6	<b>2:36.246</b>				
7	2:36.473	+0.227			
8	2:37.533	+1.287			
9	2:40.591	+4.345			
10	2:40.953	+4.707			
11	2:39.935	+3.689			
p12	2:50.842	+14.596			
13	5:01.793	+2:25.547			
14	2:42.717	+6.471			
15	2:43.460	+7.214			
p16	3:03.338	+27.092			
17	11:29.629	+8:53.383			
18	2:43.078	+6.832			
19	2:43.978	+7.732			
20	2:38.388	+2.142			
21	2:38.895	+2.649			
22	2:39.220	+2.974			
23	2:38.385	+2.139			
24	2:37.878	+1.632			
25	2:40.042	+3.796			

### (149) SDANEWITSCH Claudio

1	2:45.456	+6.832
2	2:42.941	+4.317
3	2:45.594	+6.970
p4	2:53.949	+15.325
5	16:16.663	+13:38.039
6	<b>2:38.624</b>	
7	2:40.632	+2.008
8	2:41.738	+3.114
9	2:41.908	+3.284
p10	2:54.868	+16.244
p11	24:04.023	+21:25.399



# Racing Days 2009



Automotodrom Brno - 4.-6. September

Dle nejlepšího času kola

Ferrari Challenge

Brno 5,403 Km

Volný trénink/Free Practice - FC Europe

4.9.2009 14:45

Trénink (1:00:00 (hh):mm:ss) - start v 14:45:00

Pos	No.	Name	Name 2	Nat	Team	Gr	Best	In	Diff	Speed	Laps
1	102	GROSSMANN Bjorn		GER	Autohaus Gohm	ETP	2:27.202	5		132,137	8
2	104	BARON Philipp		AUT	Baron Service	ETP	2:27.590	1	0.388	131,789	15
3	354	SPITZMUELLER Csaba		HUN	Warm Up	ECS	2:28.099	14	0.897	131,336	15
4	353	VALINT Tibor		HUN	Warm Up	ECS	2:28.504	15	1.302	130,978	18
5	111	PERGL Robert		CZE	Scuderia Praha	ETP	2:28.514	1	1.312	130,969	11
6	141	DANIS Jan		SVK	Scuderia Praha	ETP	2:28.661	11	1.459	130,840	11
7	101	BLANCARDI Max		ITA	Motor / Malucelli	ETP	2:29.094	12	1.892	130,460	16
8	342	FRODIG Magnus		SWE	Formula Automobile	ECS	2:29.696	2	2.494	129,935	3
9	105	MISSLIN Nicolas		FRA	Stradale Automobile	ETP	2:30.167	1	2.965	129,528	2
10	199	BURENKO Ilya		RUS	Ferrari Moscow	ETP	2:30.639	16	3.437	129,122	20
11	329	BACHELIER Jean-Marc	MALLEGOL Yannick	FRA	Motor / Piacenza	ECS	2:31.184	16	3.982	128,656	17
12	109	VASILIEV Alexey		RUS	Ferrari Moscow	ETP	2:31.539	14	4.337	128,355	17
13	371	KNOFLACH Peter	WAECHTER Daniel	SUI	Kessel	ECS	2:31.767	17	4.565	128,162	19
14	368	JIRGALA Jaromir		CZE	Scuderia Praha	ECS	2:32.582	12	5.380	127,478	19
15	372	SCHELTEMA Fons		NED	Kessel	ECS	2:32.711	16	5.509	127,370	19
16	328	GERBER Jack		GBR	Motor / Piacenza	ECS	2:33.100	9	5.898	127,046	11
17	399	CLARETON Stephane		FRA	Stradale Automobile	ECS	2:33.634	16	6.432	126,605	18
18	333	GELF Frank		GER	Eberlein Kassel	ECS	2:33.942	15	6.740	126,351	18
19	367	ZELINSKY Daniel	CHAROUS Hynek	CZE	Scuderia Praha	ECS	2:34.171	15	6.969	126,164	18
20	345	ANDERSEN Dennis		DEN	Formula Automobile	ECS	2:34.651	17	7.449	125,772	18
21	391	BASU Dave		NED	Kroymans Automotive	ECS	2:35.839	10	8.637	124,813	12
22	374	DE BERNARDI Alexis		LUX	Kessel	ECS	2:36.593	11	9.391	124,212	17
23	330	HARMSSEN Holger		GER	Lueg Sportivo	ECS	2:37.977	7	10.775	123,124	8
24	361	MASSELLI Pierangelo		ITA	Motor / Malucelli	ECS	2:39.180	5	11.978	122,194	6
25	339	ADAMSKI Dirk		GER	Autohaus Saggio	ECS	2:40.155	1	12.953	121,450	6
26	355	GRAVERAUX Edouard		FRA	Stradale Automobile	ECS	2:44.617	12	17.415	118,158	17
27	149	SDANEWITSCH Claudio		GER	Autohaus Gohm	ETP	2:48.389	3	21.187	115,511	4
28	381	BARABASH Oleg		RUS	Baron Service	ECS		0		-	



## Automotodrom Brno - 4.-6. September

Ferrari Challenge

Brno 5,403 Km

Volný trénink/Free Practice - FC Europe

4.9.2009 14:45

Trénink (1:00:00 (hh):mm:ss) - start v 14:45:00

			4	6:44.749	+4:16.245	7	2:30.931	+1.837	p7	2:56.103	+24.919
(102) GROSSMANN Bjorn			5	2:32.765	+4.261	8	2:30.750	+1.656	8	6:30.311	+3:59.127
1	2:30.513	+3.311	6	2:34.691	+6.187	p9	2:40.252	+11.158	9	2:36.511	+5.327
2	2:31.725	+4.523	7	2:31.505	+3.001	10	8:26.835	+5:57.741	10	2:33.134	+1.950
p3	2:54.615	+27.413	p8	2:50.425	+21.921	11	2:33.822	+4.728	11	2:33.534	+2.350
4	34:08.940	+31:41.738	9	6:24.446	+3:55.942	12	<b>2:29.094</b>		12	2:31.777	+0.593
5	<b>2:27.202</b>		10	2:29.039	+0.535	13	2:30.049	+0.955	13	2:31.564	+0.380
6	2:34.623	+7.421	11	2:29.330	+0.826	14	2:33.355	+4.261	p14	2:46.846	+15.662
7	2:29.577	+2.375	p12	2:40.007	+11.503	15	2:31.180	+2.086	15	5:26.220	+2:55.036
p8	2:38.994	+11.792	13	5:45.730	+3:17.226	16	2:30.860	+1.766	16	<b>2:31.184</b>	
			14	2:28.909	+0.405				p17	2:51.178	+19.994
(104) BARON Philipp			15	<b>2:28.504</b>		(342) FRODIG Magnus					
1	<b>2:27.590</b>		16	2:29.431	+0.927	1	2:31.196	+1.500	(109) VASILIEV Alexey		
2	2:29.601	+2.011	17	2:32.279	+3.775	2	<b>2:29.696</b>		1	2:36.567	+5.028
3	2:29.976	+2.386	p18	2:41.084	+12.580	p3	2:39.424	+9.728	2	2:36.994	+5.455
4	2:30.833	+3.243							3	2:38.786	+7.247
5	2:30.786	+3.196	(111) PERGL Robert			(105) MISSLIN Nicolas			4	2:36.844	+5.305
p6	2:37.449	+9.859	1	<b>2:28.514</b>		1	<b>2:30.167</b>		p5	2:55.237	+23.698
7	7:54.983	+5:27.393	2	2:30.578	+2.064	p2	2:59.966	+29.799	6	10:24.758	+7:53.219
p8	5:49.511	+3:21.921	3	2:31.036	+2.522				7	2:37.993	+6.454
9	9:21.356	+6:53.766	4	2:31.131	+2.617	(199) BURENKO Ilya			8	2:37.676	+6.137
10	2:35.188	+7.598	5	2:33.543	+5.029	1	2:38.415	+7.776	p9	3:02.190	+30.651
11	2:27.755	+0.165	p6	2:38.426	+9.912	2	2:37.151	+6.512	10	7:04.498	+4:32.959
p12	2:35.610	+8.020	7	26:30.106	+24:01.592	3	2:38.976	+8.337	11	2:32.954	+1.415
13	6:37.350	+4:09.760	8	2:28.787	+0.273	4	2:37.475	+6.836	12	2:31.821	+0.282
14	2:28.176	+0.586	9	2:30.837	+2.323	5	2:34.299	+3.660	13	2:32.032	+0.493
15	2:29.406	+1.816	10	2:30.454	+1.940	6	2:34.017	+3.378	14	<b>2:31.539</b>	
			11	2:28.647	+0.133	7	2:34.936	+4.297	15	2:32.205	+0.666
(354) SPITZMUELLER Csaba						8	2:34.927	+4.288	16	2:32.402	+0.863
1	2:37.181	+9.082	(141) DANIS Jan			p9	2:47.331	+16.692	17	2:34.142	+2.603
2	2:34.356	+6.257	1	2:31.489	+2.828	10	4:19.969	+1:49.330			
p3	2:48.788	+20.689	2	2:32.916	+4.255	11	2:34.086	+3.447	(371) KNOFLACH Peter		
4	7:59.983	+5:31.884	p3	2:47.255	+18.594	12	2:32.043	+1.404	1	3:43.921	+1:12.154
5	2:33.128	+5.029	4	26:14.289	+23:45.628	13	2:31.563	+0.924	2	2:39.667	+7.900
6	2:30.676	+2.577	5	2:31.622	+2.961	p14	3:45.146	+1:14.507	3	2:38.442	+6.675
7	2:30.514	+2.415	6	2:29.032	+0.371	15	4:23.661	+1:53.022	4	2:38.957	+7.190
8	2:29.456	+1.357	7	2:29.672	+1.011	16	<b>2:30.639</b>		5	2:48.981	+17.214
9	2:29.556	+1.457	8	2:29.024	+0.363	17	2:30.974	+0.335	6	2:38.986	+7.219
10	2:29.188	+1.089	9	2:29.715	+1.054	18	2:31.616	+0.977	7	2:37.375	+5.608
11	2:32.649	+4.550	10	2:37.101	+8.440	19	2:39.309	+8.670	8	2:37.421	+5.654
p12	2:43.624	+15.525	11	<b>2:28.661</b>		20	2:34.274	+3.635	9	2:35.853	+4.086
13	5:02.300	+2:34.201							p10	2:47.121	+15.354
14	<b>2:28.099</b>		(101) BLANCARDI Max			(329) BACHELIER Jean-Marc			11	4:16.869	+1:45.102
15	2:29.638	+1.539	1	2:35.025	+5.931	1	2:44.115	+12.931	12	2:34.362	+2.595
			2	2:36.362	+7.268	2	2:37.420	+6.236	13	2:33.329	+1.562
(353) VALINT Tibor			p3	2:53.390	+24.296	3	2:36.531	+5.347	14	2:36.352	+4.585
1	2:34.958	+6.454	4	13:11.780	+10:42.686	4	2:33.992	+2.808	15	2:36.991	+5.224
2	2:36.313	+7.809	5	2:31.555	+2.461	5	2:34.788	+3.604	16	2:31.988	+0.221
p3	2:45.408	+16.904	6	2:47.220	+18.126	6	2:34.172	+2.988	17	<b>2:31.767</b>	



## Automotodrom Brno - 4.-6. September

Ferrari Challenge

Brno 5,403 Km

Volný trénink/Free Practice - FC Europe

4.9.2009 14:45

Trénink (1:00:00 (hh):mm:ss) - start v 14:45:00

18	2:32.199	+0.432	4	2:36.329	+3.229	(367) ZELINSKY Daniel	9	2:37.561	+1.722		
p19	3:00.334	+28.567	p5	2:52.255	+19.155	1	2:41.069	+6.898	10	<b>2:35.839</b>	
			6	5:40.307	+3:07.207	2	2:37.449	+3.278	11	2:40.234	+4.395
(368) JIRGALA Jaromir			7	2:35.841	+2.741	3	2:38.085	+3.914	p12	2:50.995	+15.156
1	2:43.886	+11.304	8	2:34.159	+1.059	4	2:37.150	+2.979			
2	2:38.732	+6.150	9	<b>2:33.100</b>		5	2:35.870	+1.699	(374) DE BERNARDI Alexis		
3	2:38.607	+6.025	p10	10:57.085	+8:23.985	6	2:35.509	+1.338	p1	2:46.064	+9.471
4	2:41.519	+8.937	p11	5:28.098	+2:54.998	7	2:47.235	+13.064	2	4:01.140	+1:24.547
5	2:35.865	+3.283				p8	2:55.182	+21.011	3	2:41.196	+4.603
6	2:36.285	+3.703	(399) CLARETON Stephane			9	10:24.200	+7:50.029	p4	2:52.625	+16.032
7	2:37.259	+4.677	1	2:39.866	+6.232	10	2:39.297	+5.126	5	7:38.828	+5:02.235
8	2:37.940	+5.358	2	2:36.337	+2.703	11	2:36.942	+2.771	6	2:45.983	+9.390
9	2:37.053	+4.471	3	2:37.680	+4.046	12	2:36.196	+2.025	7	2:43.117	+6.524
10	2:38.332	+5.750	p4	2:53.069	+19.435	13	2:35.423	+1.252	8	2:40.376	+3.783
11	2:35.297	+2.715	5	7:42.266	+5:08.632	14	2:37.435	+3.264	9	2:42.160	+5.567
12	<b>2:32.582</b>		6	2:37.710	+4.076	15	<b>2:34.171</b>		10	2:38.816	+2.223
13	2:34.499	+1.917	7	2:40.475	+6.841	16	2:37.352	+3.181	11	<b>2:36.593</b>	
14	2:33.285	+0.703	8	3:43.848	+1:10.214	17	2:37.335	+3.164	12	2:41.959	+5.366
15	2:34.690	+2.108	9	2:38.670	+5.036	p18	2:47.147	+12.976	13	2:38.250	+1.657
16	2:33.663	+1.081	10	2:38.933	+5.299	(345) ANDERSEN Dennis			p14	3:18.608	+42.015
17	2:35.369	+2.787	11	2:37.018	+3.384	1	2:36.539	+1.888	15	3:31.747	+55.154
18	2:34.156	+1.574	12	2:37.301	+3.667	2	2:36.198	+1.547	16	2:46.435	+9.842
p19	2:53.313	+20.731	13	2:36.403	+2.769	3	3:06.786	+32.135	17	2:38.540	+1.947
			14	2:35.055	+1.421	4	2:45.625	+10.974	(330) HARMSEN Holger		
(372) SCHELTEMA Fons			15	2:34.390	+0.756	5	2:54.072	+19.421	p1	2:44.222	+6.245
p1	2:48.293	+15.582	16	<b>2:33.634</b>		6	5:13.679	+2:39.028	2	4:41.763	+2:03.786
2	3:34.755	+1:02.044	17	2:34.561	+0.927	7	2:37.172	+2.521	p3	2:47.378	+9.401
3	2:42.786	+10.075	p18	3:19.426	+45.792	8	2:36.858	+2.207	4	4:32.857	+1:54.880
4	2:38.305	+5.594	(333) GELF Frank			9	2:37.509	+2.858	5	2:39.648	+1.671
5	2:39.263	+6.552	1	2:43.982	+10.040	p10	2:42.682	+8.031	6	2:39.732	+1.755
6	2:35.777	+3.066	2	2:47.683	+13.741	11	4:39.461	+2:04.810	7	<b>2:37.977</b>	
7	2:37.131	+4.420	3	2:39.691	+5.749	12	2:48.649	+13.998	p8	2:49.446	+11.469
8	2:38.064	+5.353	4	2:43.867	+9.925	13	2:35.340	+0.689	(361) MASSELLI Pierangelo		
p9	2:45.126	+12.415	5	2:37.047	+3.105	14	2:35.061	+0.410	1	2:43.630	+4.450
10	3:35.725	+1:03.014	6	2:59.957	+26.015	15	2:45.884	+11.233	2	2:43.146	+3.966
11	2:34.649	+1.938	7	2:43.023	+9.081	16	2:34.975	+0.324	3	2:42.336	+3.156
12	2:36.064	+3.353	8	2:39.762	+5.820	17	<b>2:34.651</b>		4	2:40.357	+1.177
13	2:34.477	+1.766	9	2:38.780	+4.838	p18	2:43.127	+8.476	5	<b>2:39.180</b>	
p14	2:48.849	+16.138	p10	2:55.833	+21.891	(391) BASU Dave			p6	3:11.307	+32.127
15	4:09.943	+1:37.232	11	5:19.972	+2:46.030	1	2:44.880	+9.041	(339) ADAMSKI Dirk		
16	<b>2:32.711</b>		12	2:37.519	+3.577	2	2:39.431	+3.592	1	<b>2:40.155</b>	
17	2:33.826	+1.115	13	2:39.547	+5.605	3	2:40.400	+4.561	2	2:42.065	+1.910
18	2:35.536	+2.825	14	2:36.670	+2.728	4	2:51.049	+15.210	3	2:41.606	+1.451
p19	3:07.671	+34.960	15	<b>2:33.942</b>		5	2:50.427	+14.588	4	2:40.824	+0.669
(328) GERBER Jack			16	2:34.930	+0.988	p6	2:53.281	+17.442	5	2:44.312	+4.157
1	2:41.116	+8.016	17	2:35.279	+1.337	p7	24:12.700	+21:36.861	6	3:12.478	+32.323
2	2:38.646	+5.546	p18	2:50.042	+16.100	8	3:00.074	+24.235			
3	2:37.180	+4.080									



## Automotodrom Brno - 4.-6. September

Ferrari Challenge

Brno 5,403 Km

Volný trénink/Free Practice - FC Europe

4.9.2009 14:45

Trénink (1:00:00 (hh):mm:ss) - start v 14:45:00

### (355) GRAVERAUX Edouard

1	3:13.509	+28.892
2	2:58.119	+13.502
3	2:56.138	+11.521
4	2:52.639	+8.022
5	2:52.010	+7.393
6	2:55.772	+11.155
7	2:54.569	+9.952
8	2:47.948	+3.331
9	2:47.028	+2.411
10	2:53.060	+8.443
11	2:49.322	+4.705
12	<b>2:44.617</b>	
13	2:48.819	+4.202
14	2:46.990	+2.373
15	2:48.265	+3.648
16	2:51.483	+6.866
p17	3:03.421	+18.804

### (149) SDANEWITSCH Claudio

1	2:50.049	+1.660
2	2:52.674	+4.285
3	<b>2:48.389</b>	
p4	3:01.896	+13.507





# Racing Days 2009



Automotodrom Brno - 4.-6. September

Dle nejlepšího času kola

Ferrari Challenge

Brno 5,403 Km

Kval.trénink/Qual.Practice - European series

5.9.2009 09:25

Kvalifikace (50:00 (hh):mm:ss) - start v 9:25:00

Pos	No.	Name	Name 2	Nat	Team	Gr	Best	In	Diff	Speed	Laps
1	141	DANIS Jan		SVK	Scuderia Praha	ETP	2:07.525	9		152,525	9
2	102	GROSSMANN Bjorn		GER	Autohaus Gohm	ETP	2:08.815	9	1.290	150,998	11
3	104	BARON Philipp		AUT	Baron Service	ETP	2:08.994	8	1.469	150,788	10
4	111	PERGL Robert		CZE	Scuderia Praha	ETP	2:09.132	11	1.607	150,627	11
5	109	VASILIEV Alexey		RUS	Ferrari Moscow	ETP	2:09.178	10	1.653	150,574	12
6	101	BLANCARDI Max		ITA	Motor / Malucelli	ETP	2:09.281	10	1.756	150,454	13
7	368	JIRGALA Jaromir		CZE	Scuderia Praha	ECS	2:10.054	14	2.529	149,559	15
8	353	VALINT Tibor		HUN	Warm Up	ECS	2:10.553	2	3.028	148,988	4
9	354	SPITZMUELLER Csaba		HUN	Warm Up	ECS	2:10.661	7	3.136	148,865	8
10	399	CLARETON Stephane		FRA	Stradale Automobile	ECS	2:10.754	11	3.229	148,759	11
11	105	MISSLIN Nicolas		FRA	Stradale Automobile	ETP	2:10.946	1	3.421	148,541	1
12	329	BACHELIER Jean-Marc	MALLEGOL Yannick	FRA	Motor / Piacenza	ECS	2:10.969	14	3.444	148,515	14
13	342	FRODIG Magnus		SWE	Formula Automobile	ECS	2:11.081	5	3.556	148,388	7
14	367	ZELINSKY Daniel	CHAROUS Hynek	CZE	Scuderia Praha	ECS	2:11.635	2	4.110	147,763	13
15	199	BURENKO Ilya		RUS	Ferrari Moscow	ETP	2:11.783	12	4.258	147,597	17
16	333	GELF Frank		GER	Eberlein Kassel	ECS	2:12.040	9	4.515	147,310	10
17	372	SHELTEMA Fons		NED	Kessel	ECS	2:12.126	14	4.601	147,214	16
18	339	ADAMSKI Dirk		GER	Autohaus Saggio	ECS	2:12.738	12	5.213	146,535	16
19	330	HARMSSEN Holger		GER	Lueg Sportivo	ECS	2:12.882	11	5.357	146,376	15
20	328	GERBER Jack		GBR	Motor / Piacenza	ECS	2:12.979	3	5.454	146,270	11
21	391	BASU Dave		NED	Kroymans Automotive	ECS	2:13.199	9	5.674	146,028	13
22	374	DE BERNARDI Alexis		LUX	Kessel	ECS	2:13.315	10	5.790	145,901	15
23	149	SDANEWITSCH Claudio		GER	Autohaus Gohm	ETP	2:13.504	12	5.979	145,695	12
24	371	KNOFLACH Peter	WAECHTER Daniel	SUI	Kessel	ECS	2:14.809	12	7.284	144,284	14
25	355	GRAVERAUX Edouard		FRA	Stradale Automobile	ECS	2:14.998	11	7.473	144,082	14
26	345	ANDERSEN Dennis		DEN	Formula Automobile	ECS	2:15.069	14	7.544	144,006	17
27	361	MASSELLI Pierangelo		ITA	Motor / Malucelli	ECS	2:16.767	15	9.242	142,219	15



# Racing Days 2009



Automotodrom Brno - 4.-6. September

Ferrari Challenge

Brno 5,403 Km

Kval.trénink/Qual.Practice - European series

5.9.2009 09:25

Kvalifikace (50:00 (hh):mm:ss) - start v 9:25:00

<u>(141) DANIS Jan</u>			<u>(109) VASILIEV Alexey</u>			2	<b>2:10.553</b>		3	2:12.948	+1.867
1	3:51.513	+1:43.988	1	2:11.228	+2.050	3	2:10.900	+0.347	4	32:38.095	+30:27.014
2	2:11.176	+3.651	2	2:10.292	+1.114	p4	2:45.429	+34.876	5	<b>2:11.081</b>	
3	2:10.148	+2.623	3	2:40.260	+31.082	<u>(354) SPITZMUELLER Csaba</u>			6	2:13.023	+1.942
p4	2:38.497	+30.972	4	2:17.188	+8.010	1	2:11.245	+0.584	p7	2:20.588	+9.507
5	20:28.005	+18:20.480	5	2:10.437	+1.259	2	2:11.946	+1.285	<u>(367) ZELINSKY Daniel</u>		
6	2:08.534	+1.009	6	2:11.237	+2.059	3	2:11.365	+0.704	1	2:14.621	+2.986
p7	2:38.664	+31.139	p7	2:53.569	+44.391	p4	2:33.160	+22.499	2	<b>2:11.635</b>	
8	7:37.101	+5:29.576	p8	18:20.161	+16:10.983	5	21:27.096	+19:16.435	3	2:16.113	+4.478
9	<b>2:07.525</b>		9	4:31.384	+2:22.206	6	2:11.213	+0.552	4	2:11.708	+0.073
			10	<b>2:09.178</b>		7	<b>2:10.661</b>		5	2:11.925	+0.290
			11	2:09.686	+0.508	8	2:10.725	+0.064	6	2:11.983	+0.348
			12	2:10.883	+1.705	<u>(399) CLARETON Stephane</u>			p7	2:34.450	+22.815
<u>(102) GROSSMANN Bjorn</u>			<u>(101) BLANCARDI Max</u>			1	2:16.943	+6.189	8	12:23.471	+10:11.836
1	2:11.397	+2.582	1	2:11.632	+2.351	2	2:12.782	+2.028	9	2:12.591	+0.956
2	2:27.422	+18.607	2	2:11.066	+1.785	3	2:14.445	+3.691	10	2:11.980	+0.345
3	2:22.970	+14.155	3	2:10.252	+0.971	4	2:13.216	+2.462	11	2:12.440	+0.805
4	2:09.874	+1.059	p4	2:23.106	+13.825	5	2:13.066	+2.312	12	2:13.028	+1.393
p5	2:30.515	+21.700	5	7:48.171	+5:38.890	p6	2:39.717	+28.963	p13	2:36.769	+25.134
6	14:52.784	+12:43.969	6	2:10.285	+1.004	7	3:33.999	+1:23.245	<u>(199) BURENKO Ilya</u>		
7	2:09.770	+0.955	p7	2:30.525	+21.244	8	2:12.716	+1.962	1	2:21.628	+9.845
8	2:41.689	+32.874	8	15:14.496	+13:05.215	p9	2:30.606	+19.852	2	2:15.257	+3.474
9	<b>2:08.815</b>		9	2:30.247	+20.966	10	10:19.099	+8:08.345	3	2:19.934	+8.151
p10	2:33.828	+25.013	10	<b>2:09.281</b>		11	<b>2:10.754</b>		4	2:14.275	+2.492
11	6:37.178	+4:28.363	11	2:09.619	+0.338	<u>(105) MISSLIN Nicolas</u>			p5	2:25.738	+13.955
			12	2:37.213	+27.932	1	<b>2:10.946</b>		6	3:26.723	+1:14.940
<u>(104) BARON Philipp</u>			13	2:10.257	+0.976	<u>(329) BACHELIER Jean-Marc</u>			7	2:14.208	+2.425
1	2:24.433	+15.439	<u>(368) JIRGALA Jaromir</u>			1	2:42.544	+31.575	8	2:13.327	+1.544
2	2:09.352	+0.358	1	2:47.368	+37.314	2	2:13.562	+2.593	p9	2:35.753	+23.970
3	2:20.985	+11.991	2	2:29.616	+19.562	3	2:12.308	+1.339	10	9:36.387	+7:24.604
4	2:10.048	+1.054	3	2:11.599	+1.545	4	2:12.428	+1.459	11	2:12.111	+0.328
p5	2:20.394	+11.400	4	2:11.163	+1.109	5	2:12.428	+1.459	12	<b>2:11.783</b>	
6	23:10.232	+21:01.238	5	2:11.402	+1.348	p5	2:34.448	+23.479	13	2:13.506	+1.723
7	2:24.531	+15.537	6	2:10.827	+0.773	6	17:29.870	+15:18.901	p14	2:24.259	+12.476
8	<b>2:08.994</b>		7	2:10.987	+0.933	7	2:20.963	+9.994	15	3:25.626	+1:13.843
9	2:14.928	+5.934	p8	2:48.575	+38.521	8	2:12.165	+1.196	16	2:14.643	+2.860
p10	2:20.596	+11.602	9	11:02.939	+8:52.885	9	2:13.313	+2.344	17	2:12.906	+1.123
			p10	2:31.954	+21.900	10	2:12.556	+1.587	<u>(333) GELF Frank</u>		
<u>(111) PERGL Robert</u>			11	4:19.964	+2:09.910	p11	2:20.025	+9.056	1	2:19.543	+7.503
1	3:53.719	+1:44.587	12	2:10.269	+0.215	12	3:14.603	+1:03.634	2	2:15.097	+3.057
2	2:38.655	+29.523	13	2:10.213	+0.159	13	2:22.844	+11.875	p3	2:21.038	+8.998
3	2:10.034	+0.902	14	<b>2:10.054</b>		14	<b>2:10.969</b>		4	6:15.317	+4:03.277
4	2:09.946	+0.814	15	2:10.274	+0.220	<u>(342) FRODIG Magnus</u>			5	2:14.356	+2.316
p5	2:47.385	+38.253	<u>(353) VALINT Tibor</u>			1	2:33.683	+22.602	6	2:12.950	+0.910
6	22:25.682	+20:16.550	1	2:12.629	+2.076	2	2:12.816	+1.735	p7	2:19.916	+7.876
7	2:09.459	+0.327							8	11:37.674	+9:25.634
8	2:09.361	+0.229									
9	2:09.322	+0.190									
10	2:21.081	+11.949									
11	<b>2:09.132</b>										

miksoft.mylaps.com

Orbits

Ředitel závodu/Clerk of the Course:

www.amb-it.com

Sportovní komisari/Stewards:

www.mylaps.com

Hlavní časoměřič/Chief Timekeeper: Miroslav MÍK

Licence: Miksoft

Vytisknuto: 5.9.2009 11:47:39

Stránka 1/2



## Automotodrom Brno - 4.-6. September

Ferrari Challenge

Brno 5,403 Km

Kval.trénink/Qual.Practice - European series

5.9.2009 09:25

Kvalifikace (50:00 (hh):mm:ss) - start v 9:25:00

9	<b>2:12.040</b>		10	2:13.628	+0.746	14	2:13.499	+0.184	(345) ANDERSEN Dennis		
10	2:22.489	+10.449	11	<b>2:12.882</b>		15	2:14.936	+1.621	1	2:23.004	+7.935
			12	2:13.281	+0.399				2	2:19.904	+4.835
(372) SCHELTEMA Fons			13	2:15.055	+2.173	(149) SDANEWITSCH Claudio			3	2:18.726	+3.657
p1	2:31.613	+19.487	p14	2:24.732	+11.850	1	2:20.611	+7.107	4	2:18.087	+3.018
2	2:52.746	+40.620	15	3:47.419	+1:34.537	2	2:17.326	+3.822	5	2:16.367	+1.298
3	2:13.584	+1.458				3	2:17.127	+3.623	6	2:19.262	+4.193
4	2:12.693	+0.567	(328) GERBER Jack			4	2:17.055	+3.551	7	2:15.734	+0.665
p5	2:30.862	+18.736	p1	2:30.870	+17.891	p5	2:32.465	+18.961	8	2:16.428	+1.359
6	3:56.646	+1:44.520	2	3:59.116	+1:46.137	6	17:45.939	+15:32.435	p9	2:32.479	+17.410
7	2:13.164	+1.038	3	<b>2:12.979</b>		7	2:15.665	+2.161	p10	8:56.317	+6:41.248
p8	2:32.576	+20.450	4	2:13.247	+0.268	8	2:15.580	+2.076	11	4:18.009	+2:02.940
9	8:44.065	+6:31.939	5	2:13.828	+0.849	p9	2:45.694	+32.190	12	2:15.245	+0.176
10	2:16.640	+4.514	p6	3:26.482	+1:13.503	10	4:15.579	+2:02.075	13	2:18.378	+3.309
11	2:12.287	+0.161	7	14:13.047	+12:00.068	11	2:26.828	+13.324	14	<b>2:15.069</b>	
p12	2:23.139	+11.013	8	2:13.415	+0.436	12	<b>2:13.504</b>		15	2:15.346	+0.277
13	4:07.765	+1:55.639	9	2:13.756	+0.777				16	2:15.406	+0.337
14	<b>2:12.126</b>		p10	3:37.157	+1:24.178	(371) WAECHTER Daniel			17	2:15.591	+0.522
15	2:12.572	+0.446	p11	6:06.416	+3:53.437	1	2:19.728	+4.919			
16	2:13.533	+1.407				p2	2:25.701	+10.892	(361) MASSELLI Pierangelo		
(339) ADAMSKI Dirk			(391) BASU Dave			3	3:37.746	+1:22.937	1	2:23.524	+6.757
1	2:22.388	+9.650	1	2:19.572	+6.373	4	2:14.899	+0.090	2	2:21.642	+4.875
2	2:20.441	+7.703	p2	2:21.450	+8.251	5	2:15.616	+0.807	3	2:19.517	+2.750
3	2:15.158	+2.420	3	4:26.573	+2:13.374	p6	2:47.261	+32.452	4	2:20.276	+3.509
4	2:16.910	+4.172	4	2:14.713	+1.514	7	14:02.054	+11:47.245	5	2:19.897	+3.130
5	2:17.646	+4.908	5	2:14.104	+0.905	8	2:17.527	+2.718	6	2:18.552	+1.785
6	2:15.617	+2.879	p6	2:30.975	+17.776	9	2:15.297	+0.488	7	2:19.602	+2.835
7	2:20.122	+7.384	7	14:46.517	+12:33.318	p10	2:24.332	+9.523	p8	3:01.307	+44.540
8	2:15.553	+2.815	8	2:13.793	+0.594	11	3:46.093	+1:31.284	9	9:49.284	+7:32.517
p9	2:35.922	+23.184	9	<b>2:13.199</b>		12	<b>2:14.809</b>		10	2:19.044	+2.277
10	10:04.246	+7:51.508	p10	2:24.870	+11.671	13	2:16.211	+1.402	11	2:18.152	+1.385
11	2:15.870	+3.132	11	4:21.336	+2:08.137	14	2:16.677	+1.868	12	2:17.711	+0.944
12	<b>2:12.738</b>		12	2:14.321	+1.122				13	2:17.130	+0.363
13	2:16.911	+4.173	13	2:14.379	+1.180	(355) GRAVERAUX Edouard			14	2:17.224	+0.457
14	2:13.758	+1.020				1	2:23.586	+8.588	15	<b>2:16.767</b>	
15	2:14.334	+1.596	(374) DE BERNARDI Alexis			2	2:18.188	+3.190			
16	2:29.665	+16.927	1	2:26.047	+12.732	3	2:17.699	+2.701			
(330) HARMSSEN Holger			p2	2:29.294	+15.979	4	2:18.979	+3.981			
1	2:56.445	+43.563	3	4:21.373	+2:08.058	5	2:21.321	+6.323			
2	2:16.107	+3.225	4	2:15.083	+1.768	6	2:17.699	+2.701			
p3	2:23.447	+10.565	5	2:15.734	+2.419	p7	2:59.923	+44.925			
4	4:17.322	+2:04.440	6	2:15.280	+1.965	8	16:14.357	+13:59.359			
5	2:14.280	+1.398	p7	2:29.010	+15.695	9	2:21.800	+6.802			
6	2:14.176	+1.294	8	11:21.787	+9:08.472	10	2:16.896	+1.898			
7	2:15.445	+2.563	9	2:16.859	+3.544	11	<b>2:14.998</b>				
p8	2:46.182	+33.300	10	<b>2:13.315</b>		12	2:15.639	+0.641			
9	9:02.832	+6:49.950	11	2:14.614	+1.299	13	2:15.493	+0.495			
			p12	2:39.783	+26.468	14	2:15.459	+0.461			
			13	3:39.013	+1:25.698						



# Racing Days 2009



Automotodrom Brno - 4.-6. September

Dle kol

Ferrari Challenge

Brno 5,403 Km

1. Závod/Race - European series

5.9.2009 15:00

Závod (35:00 a 1 Kol) - start v 15:00:45

Pos	No.	Name	Nat	Team	Cl	Laps	Time	Diff	Gap	Av.Sp.	Best Tm	In	Km/h	Comm
1	102	GROSSMANN Bjorn	GER	Autohaus Gohm	ETP	18	39:05.007			149,302	2:09.709	2	149,957	
2	104	BARON Philipp	AUT	Baron Service	ETP	18	39:10.658	5.651	5.651	148,943	2:09.783	2	149,872	
3	141	DANIS Jan	SVK	Scuderia Praha	ETP	18	39:11.048	6.041	0.390	148,918	2:09.087	2	150,680	
4	111	PERGL Robert	CZE	Scuderia Praha	ETP	18	39:11.540	6.533	0.492	148,887	2:09.878	2	149,762	
5	101	BLANCARDI Max	ITA	Motor / Malucelli	ETP	18	39:11.850	6.843	0.310	148,868	2:09.771	14	149,886	
6	105	MISSLIN Nicolas	FRA	Stradale Automobile	ETP	18	39:16.410	11.403	4.560	148,580	2:09.919	3	149,715	
7	109	VASILIEV Alexey	RUS	Ferrari Moscow	ETP	18	39:27.677	22.670	11.267	147,872	2:10.850	8	148,650	
8	329	BACHELIER Jean-Marc	FRA	Motor / Piacenza	ECS	18	39:43.757	38.750	16.080	146,875	2:11.356	2	148,077	
9	354	SPITZMUELLER Csaba	HUN	Warm Up	ECS	18	39:44.546	39.539	0.789	146,826	2:10.944	16	148,543	
10	353	VALINT Tibor	HUN	Warm Up	ECS	18	39:45.453	40.446	0.907	146,771	2:11.460	2	147,960	
11	367	ZELINSKY Daniel	CZE	Scuderia Praha	ECS	18	40:03.691	58.684	18.238	145,657	2:12.129	11	147,211	
12	333	GELF Frank	GER	Eberlein Kassel	ECS	18	40:08.245	1:03.238	4.554	145,381	2:11.878	11	147,491	
13	368	JIRGALA Jaromir	CZE	Scuderia Praha	ECS	18	40:17.455	1:12.448	9.210	144,828	2:11.961	4	147,398	
14	330	HARMSSEN Holger	GER	Lueg Sportivo	ECS	18	40:32.272	1:27.265	14.817	143,945	2:13.661	2	145,523	
15	391	BASU Dave	NED	Kroymans Automotive	ECS	18	40:33.286	1:28.279	1.014	143,885	2:12.849	16	146,413	
16	342	FRODIG Magnus	SWE	Formula Automobile	ECS	18	40:33.592	1:28.585	0.306	143,867	2:11.195	16	148,259	
17	328	GERBER Jack	GBR	Motor / Piacenza	ECS	18	40:53.756	1:48.749	20.164	142,685	2:13.723	2	145,456	
18	345	ANDERSEN Dennis	DEN	Formula Automobile	ECS	18	41:03.915	1:58.908	10.159	142,097	2:14.365	2	144,761	
19	371	KNOFLACH Peter	SUI	Kessel	ECS	18	41:18.679	2:13.672	14.764	141,250	2:14.252	2	144,883	
20	339	ADAMSKI Dirk	GER	Autohaus Saggio	ECS	18	41:22.460	2:17.453	3.781	141,035	2:13.309	14	145,908	
21	149	SDANEWITSCH Claudio	GER	Autohaus Gohm	ETP	17	39:48.626	1 Kolo	1 Kolo	138,432	2:17.497	3	141,463	
22	355	GRAVERAUX Edouard	FRA	Stradale Automobile	ECS	17	39:48.982	1 Kolo	0.356	138,412	2:17.546	3	141,413	
23	372	SHELTEMA Fons	NED	Kessel	ECS	17	41:19.297	1 Kolo	1:30.315	133,370	2:13.245	2	145,978	
24	399	CLARETON Stephane	FRA	Stradale Automobile	ECS	16	35:19.203	2 Kol	1 Kolo	146,854	2:11.297	5	148,144	
25	374	DE BERNARDI Alexis	LUX	Kessel	ECS	16	39:41.162	2 Kol	4:21.959	130,698	2:14.680	2	144,422	
No Clasified (50% = 9 Kol)														
	199	BURENKO Ilya	RUS	Ferrari Moscow	ETP	4	9:02.399	14 Kol	12 Kol	143,442	2:13.597	2	145,593	
DNS	361	MASSELLI Pierangelo	ITA	Motor / Malucelli	ECS			DNS		-		0		

Margin of Victory

Avg. Speed

Best Lap Tm

Best Spd

Best Lap by

5.651

149,302

2:09.087

150,680

141 - DANIS Jan

miksoft.mylaps.com

Orbits

Ředitel závodu/Clerk of the Course:

www.amb-it.com

Sportovní komisari/Stewards:

www.mylaps.com

Hlavní časoměřič/Chief Timekeeper: Miroslav MÍK

Licence: Miksoft

Vytištěno: 5.9.2009 15:45:49



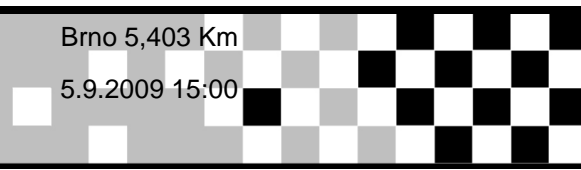
Ferrari Challenge

Brno 5,403 Km

1. Závod/Race - European series

5.9.2009 15:00

Závod (35:00 a 1 Kol) - start v 15:00:45



Jezdci(ů)	Kol																		
	0	1	2	3	4	5	6	7	8	9	10	11	12	13	14	15	16	17	18
GROSSMANN Bjorn (102)	1	102	102	102	102	102	102	102	102	102	102	102	102	102	102	102	102	102	102
DANIS Jan (141)	2	141	104	104	104	104	104	104	104	104	104	104	104	104	104	104	104	104	104
BARON Philipp (104)	3	104	111	111	111	111	111	111	111	111	111	111	141	141	141	141	141	141	141
PERGL Robert (111)	4	111	101	101	141	141	141	141	141	141	141	141	111	111	111	111	111	111	111
BLANCARDI Max (101)	5	101	109	141	101	101	101	101	101	101	101	101	101	101	101	101	101	101	101
VASILIEV Alexey (109)	6	109	141	109	105	105	105	105	105	105	105	105	105	105	105	105	105	105	105
JIRGALA Jaromir (368)	7	368	105	105	109	109	109	109	109	109	109	109	109	109	109	109	109	109	109
VALINT Tibor (353)	8	353	353	353	353	353	353	353	353	399	399	329	329	329	329	329	329	329	329
SPITZMUELLER Csaba (354)	9	354	329	329	329	399	399	399	399	353	353	399	399	353	353	353	353	354	354
MISSLIN Nicolas (105)	10	105	399	399	399	329	329	329	329	329	353	353	399	399	399	399	399	353	353
CLARETON Stephane (399)	11	399	354	354	354	354	354	354	354	354	354	354	354	354	354	354	354	367	367
BACHELIER Jean-Marc (329)	12	329	368	368	333	367	367	367	367	333	367	367	367	367	367	367	367	333	333
FRODIG Magnus (342)	13	342	367	333	367	333	333	333	333	367	333	333	333	333	333	333	333	368	368
ZELINSKY Daniel (367)	14	367	333	372	342	342	342	342	342	342	342	342	342	368	368	368	368	330	330
BURENKO Ilya (199)	15	199	372	367	372	372	339	339	339	368	368	368	368	330	330	330	330	391	391
GELF Frank (333)	16	333	342	342	339	199	330	330	330	339	339	330	330	339	339	339	339	342	342
SHELTEMA Fons (372)	17	372	339	339	199	339	391	391	368	330	330	339	339	391	391	391	339	328	328
ADAMSKI Dirk (339)	18	339	199	199	330	330	328	368	391	391	391	391	391	328	328	342	342	345	345
HARMSSEN Holger (330)	19	330	328	328	328	328	368	328	328	328	328	328	328	342	342	328	328	371	371
GERBER Jack (328)	20	328	330	330	391	391	345	345	345	345	345	345	345	345	345	345	345	339	339
BASU Dave (391)	21	391	391	391	345	368	371	371	371	371	371	371	371	371	371	371	371	149	149
DE BERNARDI Alexis (374)	22	374	374	374	371	345	374	374	374	374	374	374	149	149	149	149	149	355	355
SDANEWITSCH Claudio (149)	23	149	371	371	374	371	149	149	149	149	149	149	149	355	355	355	355	372	372
KNOFLACH Peter (371)	24	371	345	345	368	374	355	355	355	355	355	355	374	372	372	372	372	372	372
GRAVERAUX Edouard (355)	25	355	149	149	149	149	372	372	372	372	372	372	372	374	374	374	374	374	374
ANDERSEN Dennis (345)	26	345	355	355	355	355													
-	27																		



# Racing Days 2009



Automotodrom Brno - 4.-6. September

Dle kol

Ferrari Challenge

Brno 5,403 Km

1. Závod/Race - European series

5.9.2009 15:00

Závod (35:00 a 1 Kol) - start v 15:00:45

Pos	No.	Name	Nat	Team	Cl	Laps	Time	Diff	Gap	Av.Sp.	Best Tm	In	Km/h	Comm
European series Coppa Shell														
1	329	BACHELIER Jean-Marc	FRA	Motor / Piacenza	ECS	18	39:43.757			146,875	2:11.356	2	148,077	
2	354	SPITZMUELLER Csaba	HUN	Warm Up	ECS	18	39:44.546	0.789	0.789	146,826	2:10.944	16	148,543	
3	353	VALINT Tibor	HUN	Warm Up	ECS	18	39:45.453	1.696	0.907	146,771	2:11.460	2	147,960	
4	367	ZELINSKY Daniel	CZE	Scuderia Praha	ECS	18	40:03.691	19.934	18.238	145,657	2:12.129	11	147,211	
5	333	GELF Frank	GER	Eberlein Kassel	ECS	18	40:08.245	24.488	4.554	145,381	2:11.878	11	147,491	
6	368	JIRGALA Jaromir	CZE	Scuderia Praha	ECS	18	40:17.455	33.698	9.210	144,828	2:11.961	4	147,398	
7	330	HARMSEN Holger	GER	Lueg Sportivo	ECS	18	40:32.272	48.515	14.817	143,945	2:13.661	2	145,523	
8	391	BASU Dave	NED	Kroymans Automotive	ECS	18	40:33.286	49.529	1.014	143,885	2:12.849	16	146,413	
9	342	FRODIG Magnus	SWE	Formula Automobile	ECS	18	40:33.592	49.835	0.306	143,867	2:11.195	16	148,259	
10	328	GERBER Jack	GBR	Motor / Piacenza	ECS	18	40:53.756	1:09.999	20.164	142,685	2:13.723	2	145,456	
11	345	ANDERSEN Dennis	DEN	Formula Automobile	ECS	18	41:03.915	1:20.158	10.159	142,097	2:14.365	2	144,761	
12	371	KNOFLACH Peter	SUI	Kessel	ECS	18	41:18.679	1:34.922	14.764	141,250	2:14.252	2	144,883	
13	339	ADAMSKI Dirk	GER	Autohaus Saggio	ECS	18	41:22.460	1:38.703	3.781	141,035	2:13.309	14	145,908	
14	355	GRAVERAUX Edouard	FRA	Stradale Automobile	ECS	17	39:48.982	1 Kolo	1 Kolo	138,412	2:17.546	3	141,413	
15	372	SHELTEMA Fons	NED	Kessel	ECS	17	41:19.297	1 Kolo	1:30.315	133,370	2:13.245	2	145,978	
16	399	CLARETON Stephane	FRA	Stradale Automobile	ECS	16	35:19.203	2 Kol	1 Kolo	146,854	2:11.297	5	148,144	
17	374	DE BERNARDI Alexis	LUX	Kessel	ECS	16	39:41.162	2 Kol	4:21.959	130,698	2:14.680	2	144,422	

No Classified (50% = 9 Kol)

DNS	361	MASSELLI Pierangelo	ITA	Motor / Malucelli	ECS			DNS		-		0		
-----	-----	---------------------	-----	-------------------	-----	--	--	-----	--	---	--	---	--	--

European series Trofeo Pirelli

1	102	GROSSMANN Bjorn	GER	Autohaus Gohm	ETP	18	39:05.007			149,302	2:09.709	2	149,957	
2	104	BARON Philipp	AUT	Baron Service	ETP	18	39:10.658	5.651	5.651	148,943	2:09.783	2	149,872	
3	141	DANIS Jan	SVK	Scuderia Praha	ETP	18	39:11.048	6.041	0.390	148,918	2:09.087	2	150,680	
4	111	PERGL Robert	CZE	Scuderia Praha	ETP	18	39:11.540	6.533	0.492	148,887	2:09.878	2	149,762	
5	101	BLANCARDI Max	ITA	Motor / Malucelli	ETP	18	39:11.850	6.843	0.310	148,868	2:09.771	14	149,886	
6	105	MISSLIN Nicolas	FRA	Stradale Automobile	ETP	18	39:16.410	11.403	4.560	148,580	2:09.919	3	149,715	
7	109	VASILIEV Alexey	RUS	Ferrari Moscow	ETP	18	39:27.677	22.670	11.267	147,872	2:10.850	8	148,650	
8	149	SDANEWITSCH Claudio	GER	Autohaus Gohm	ETP	17	39:48.626	1 Kolo	1 Kolo	138,432	2:17.497	3	141,463	

No Classified (50% = 9 Kol)

	199	BURENKO Ilya	RUS	Ferrari Moscow	ETP	4	9:02.399	14 Kol	13 Kol	143,442	2:13.597	2	145,593	
--	-----	--------------	-----	----------------	-----	---	----------	--------	--------	---------	----------	---	---------	--

Margin of Victory	Avg. Speed	Best Lap Tm	Best Spd	Best Lap by
5.651	149,302	2:09.087	150,680	141 - DANIS Jan

miksoft.mylaps.com

Orbits

Ředitel závodu/Clerk of the Course:

www.amb-it.com

Sportovní komisari/Stewards:

www.mylaps.com

Hlavní časoměřič/Chief Timekeeper: Miroslav MÍK

Licence: Miksoft

Vytištěno: 5.9.2009 15:46:44

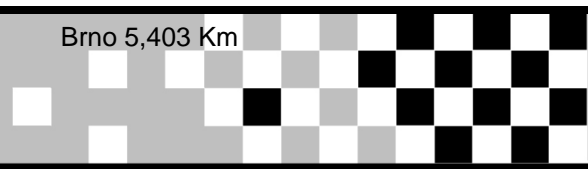


## Automotodrom Brno - 4.-6. September

Ferrari Challenge

Brno 5,403 Km

1. Závod/Race - European series - Best Times



Poz	StC	Jezdec	Team	SK	NAT	Celkový nejl.čas
1	141	DANIS Jan	Scuderia Praha	ETP	SVK	2:09.087
2	102	GROSSMANN Bjorn	Autohaus Gohm	ETP	GER	2:09.709
3	101	BLANCARDI Max	Motor / Malucelli	ETP	ITA	2:09.771
4	104	BARON Philipp	Baron Service	ETP	AUT	2:09.783
5	111	PERGL Robert	Scuderia Praha	ETP	CZE	2:09.878
6	105	MISSLIN Nicolas	Stradale Automobile	ETP	FRA	2:09.919
7	109	VASILIEV Alexey	Ferrari Moscow	ETP	RUS	2:10.850
8	354	SPITZMUELLER Csaba	Warm Up	ECS	HUN	2:10.944
9	342	FRODIG Magnus	Formula Automobile	ECS	SWE	2:11.195
10	399	CLARETON Stephane	Stradale Automobile	ECS	FRA	2:11.297
11	329	MALLEGOL Yannick	Motor / Piacenza	ECS	FRA	2:11.356
12	353	VALINT Tibor	Warm Up	ECS	HUN	2:11.460
13	333	GELF Frank	Eberlein Kassel	ECS	GER	2:11.878
14	368	JIRGALA Jaromir	Scuderia Praha	ECS	CZE	2:11.961
15	367	CHAROUS Hynek	Scuderia Praha	ECS	CZE	2:12.129
16	391	BASU Dave	Kroymans Automotive	ECS	NED	2:12.849
17	372	SHELTEMA Fons	Kessel	ECS	NED	2:13.245
18	339	ADAMSKI Dirk	Autohaus Saggio	ECS	GER	2:13.309
19	199	BURENKO Ilya	Ferrari Moscow	ETP	RUS	2:13.597
20	330	HARMSSEN Holger	Lueg Sportivo	ECS	GER	2:13.661
21	328	GERBER Jack	Motor / Piacenza	ECS	GBR	2:13.723
22	371	WAECHTER Daniel	Kessel	ECS	SUI	2:14.252
23	345	ANDERSEN Dennis	Formula Automobile	ECS	DEN	2:14.365
24	374	DE BERNARDI Alexis	Kessel	ECS	LUX	2:14.680
25	149	SDANEWITSCH Claudio	Autohaus Gohm	ETP	GER	2:17.497
26	355	GRAVERAUX Edouard	Stradale Automobile	ECS	FRA	2:17.546
27	361	MASSELLI Pierangelo	Motor / Malucelli	ECS	ITA	



## Automotodrom Brno - 4.-6. September

Ferrari Challenge

Brno 5,403 Km

1. Závod/Race - European series

5.9.2009 15:00

Závod (35:00 a 1 Kol) - start v 15:00:45

			8	2:10.866	+1.779	17	2:10.848	+1.077	6	2:11.911	+0.555
(102) GROSSMANN Bjorn			9	2:10.210	+1.123	18	2:11.184	+1.413	7	2:11.676	+0.320
1	2:09.998	+0.289	10	2:10.383	+1.296				8	2:13.193	+1.837
2	<b>2:09.709</b>		11	2:10.879	+1.792	(105) MISSLIN Nicolas			9	2:12.783	+1.427
3	2:10.053	+0.344	12	2:11.083	+1.996	1	2:11.239	+1.320	10	2:11.852	+0.496
4	2:10.349	+0.640	13	2:10.522	+1.435	2	2:10.671	+0.752	11	2:11.611	+0.255
5	2:10.450	+0.741	14	2:09.662	+0.575	3	<b>2:09.919</b>		12	2:12.071	+0.715
6	2:10.788	+1.079	15	2:09.714	+0.627	4	2:10.259	+0.340	13	2:12.335	+0.979
7	2:10.701	+0.992	16	2:09.953	+0.866	5	2:10.167	+0.248	14	2:11.455	+0.099
8	2:10.208	+0.499	17	2:12.315	+3.228	6	2:10.788	+0.869	15	2:11.466	+0.110
9	2:10.251	+0.542	18	2:11.265	+2.178	7	2:11.870	+1.951	16	2:12.783	+1.427
10	2:10.540	+0.831				8	2:11.062	+1.143	17	2:12.316	+0.960
11	2:10.740	+1.031	(111) PERGL Robert			9	2:10.756	+0.837	18	2:13.420	+2.064
12	2:09.752	+0.043	1	2:10.405	+0.527	10	2:10.471	+0.552			
13	2:10.162	+0.453	2	<b>2:09.878</b>		11	2:10.202	+0.283	(354) SPITZMUELLER Csaba		
14	2:10.028	+0.319	3	2:09.909	+0.031	12	2:10.294	+0.375	1	2:14.502	+3.558
15	2:10.540	+0.831	4	2:10.275	+0.397	13	2:10.683	+0.764	2	2:11.960	+1.016
16	2:09.829	+0.120	5	2:10.657	+0.779	14	2:10.539	+0.620	3	2:11.991	+1.047
17	2:09.913	+0.204	6	2:10.977	+1.099	15	2:11.156	+1.237	4	2:11.879	+0.935
18	2:10.182	+0.473	7	2:10.510	+0.632	16	2:10.322	+0.403	5	2:12.525	+1.581
			8	2:10.909	+1.031	17	2:11.080	+1.161	6	2:11.653	+0.709
(104) BARON Philipp			9	2:10.390	+0.512	18	2:12.099	+2.180	7	2:11.797	+0.853
1	2:10.111	+0.328	10	2:10.406	+0.528				8	2:13.057	+2.113
2	<b>2:09.783</b>		11	2:10.813	+0.935	(109) VASILIEV Alexey			9	2:12.878	+1.934
3	2:09.848	+0.065	12	2:11.368	+1.490	1	2:11.389	+0.539	10	2:12.080	+1.136
4	2:10.466	+0.683	13	2:11.017	+1.139	2	2:11.408	+0.558	11	2:12.222	+1.278
5	2:10.471	+0.688	14	2:10.006	+0.128	3	2:11.359	+0.509	12	2:13.220	+2.276
6	2:11.253	+1.470	15	2:10.568	+0.690	4	2:11.620	+0.770	13	2:12.900	+1.956
7	2:10.561	+0.778	16	2:10.142	+0.264	5	2:11.497	+0.647	14	2:12.233	+1.289
8	2:10.388	+0.605	17	2:11.021	+1.143	6	2:11.517	+0.667	15	2:11.904	+0.960
9	2:09.983	+0.200	18	2:11.144	+1.266	7	2:11.776	+0.926	16	<b>2:10.944</b>	
10	2:10.501	+0.718				8	<b>2:10.850</b>		17	2:12.052	+1.108
11	2:10.784	+1.001	(101) BLANCARDI Max			9	2:10.916	+0.066	18	2:12.016	+1.072
12	2:10.576	+0.793	1	2:10.641	+0.870	10	2:11.146	+0.296			
13	2:10.497	+0.714	2	2:10.425	+0.654	11	2:11.390	+0.540	(353) VALINT Tibor		
14	2:10.411	+0.628	3	2:10.880	+1.109	12	2:11.200	+0.350	1	2:13.795	+2.335
15	2:10.220	+0.437	4	2:10.539	+0.768	13	2:11.378	+0.528	2	<b>2:11.460</b>	
16	2:10.340	+0.557	5	2:11.024	+1.253	14	2:10.912	+0.062	3	2:12.142	+0.682
17	2:12.348	+2.565	6	2:10.636	+0.865	15	2:11.552	+0.702	4	2:11.753	+0.293
18	2:11.144	+1.361	7	2:11.817	+2.046	16	2:12.765	+1.915	5	2:11.611	+0.151
			8	2:11.172	+1.401	17	2:11.741	+0.891	6	2:12.100	+0.640
(141) DANIS Jan			9	2:10.076	+0.305	18	2:11.571	+0.721	7	2:12.350	+0.890
1	2:12.743	+3.656	10	2:10.032	+0.261				8	2:13.436	+1.976
2	<b>2:09.087</b>		11	2:11.050	+1.279	(329) BACHELIER Jean-Marc			9	2:12.888	+1.428
3	2:09.909	+0.822	12	2:10.470	+0.699	1	2:13.518	+2.162	10	2:12.608	+1.148
4	2:09.092	+0.005	13	2:09.915	+0.144	2	<b>2:11.356</b>		11	2:12.233	+0.773
5	2:10.863	+1.776	14	<b>2:09.771</b>		3	2:12.132	+0.776	12	2:12.246	+0.786
6	2:11.186	+2.099	15	2:09.813	+0.042	4	2:12.523	+1.167	13	2:11.524	+0.064
7	2:10.355	+1.268	16	2:10.115	+0.344	5	2:12.194	+0.838	14	2:11.492	+0.032





# Racing Days 2009



Automotodrom Brno - 4.-6. September

Ferrari Challenge

Brno 5,403 Km

1. Závod/Race - European series

5.9.2009 15:00

Závod (35:00 a 1 Kol) - start v 15:00:45

15	2:11.599	+0.139	4	<b>2:11.961</b>		13	2:14.958	+2.109	2	<b>2:14.365</b>	
16	2:12.460	+1.000	5	2:13.173	+1.212	14	2:14.029	+1.180	3	2:16.052	+1.687
17	2:14.423	+2.963	6	2:14.837	+2.876	15	2:13.897	+1.048	4	2:16.113	+1.748
18	2:12.768	+1.308	7	2:12.709	+0.748	16	<b>2:12.849</b>		5	2:16.051	+1.686
			8	2:12.563	+0.602	17	2:14.744	+1.895	6	2:16.667	+2.302
(367) ZELINSKY Daniel			9	2:13.088	+1.127	18	2:14.518	+1.669	7	2:16.066	+1.701
1	2:15.254	+3.125	10	2:13.963	+2.002				8	2:15.571	+1.206
2	2:14.675	+2.546	11	2:13.704	+1.743	(342) FRODIG Magnus			9	2:17.081	+2.716
3	2:12.693	+0.564	12	2:13.929	+1.968	1	2:16.973	+5.778	10	2:16.681	+2.316
4	2:12.373	+0.244	13	2:13.562	+1.601	2	2:13.369	+2.174	11	2:16.886	+2.521
5	2:13.518	+1.389	14	2:13.061	+1.100	3	2:12.848	+1.653	12	2:16.757	+2.392
6	2:13.128	+0.999	15	2:13.483	+1.522	4	2:13.067	+1.872	13	2:15.893	+1.528
7	2:12.813	+0.684	16	2:13.299	+1.338	5	2:14.202	+3.007	14	2:16.802	+2.437
8	2:13.808	+1.679	17	2:13.169	+1.208	6	2:12.744	+1.549	15	2:16.156	+1.791
9	2:12.220	+0.091	18	2:12.721	+0.760	7	2:13.231	+2.036	16	2:16.623	+2.258
10	2:12.965	+0.836				8	2:12.740	+1.545	17	2:17.508	+3.143
11	<b>2:12.129</b>		(330) HARMSSEN Holger			9	2:13.410	+2.215	18	2:17.892	+3.527
12	2:12.886	+0.757	1	2:17.018	+3.357	10	2:13.197	+2.002			
13	2:12.843	+0.714	2	<b>2:13.661</b>		11	2:12.498	+1.303	(371) KNOFLACH Peter		
14	2:13.074	+0.945	3	2:13.950	+0.289	12	2:48.228	+37.033	1	2:17.604	+3.352
15	2:13.222	+1.093	4	2:13.996	+0.335	13	2:12.537	+1.342	2	<b>2:14.252</b>	
16	2:12.789	+0.660	5	2:15.234	+1.573	14	2:12.010	+0.815	3	2:16.981	+2.729
17	2:14.039	+1.910	6	2:15.964	+2.303	15	2:12.131	+0.936	4	2:16.212	+1.960
18	2:15.455	+3.326	7	2:15.561	+1.900	16	<b>2:11.195</b>		5	2:16.940	+2.688
			8	2:15.149	+1.488	17	2:13.658	+2.463	6	2:16.781	+2.529
(333) GELF Frank			9	2:14.519	+0.858	18	2:12.047	+0.852	7	2:17.368	+3.116
1	2:15.047	+3.169	10	2:15.851	+2.190				8	2:18.866	+4.614
2	2:12.748	+0.870	11	2:14.922	+1.261	(328) GERBER Jack			9	2:15.534	+1.282
3	2:13.941	+2.063	12	2:15.022	+1.361	1	2:16.395	+2.672	10	2:15.566	+1.314
4	2:13.366	+1.488	13	2:14.104	+0.443	2	<b>2:13.723</b>		11	2:16.107	+1.855
5	2:13.910	+2.032	14	2:14.225	+0.564	3	2:15.241	+1.518	12	2:17.169	+2.917
6	2:12.795	+0.917	15	2:14.672	+1.011	4	2:15.469	+1.746	13	2:17.116	+2.864
7	2:12.550	+0.672	16	2:14.304	+0.643	5	2:16.967	+3.244	14	2:16.215	+1.963
8	2:12.981	+1.103	17	2:14.876	+1.215	6	2:17.301	+3.578	15	2:18.497	+4.245
9	2:14.119	+2.241	18	2:14.018	+0.357	7	2:15.605	+1.882	16	2:19.751	+5.499
10	2:13.021	+1.143				8	2:14.963	+1.240	17	2:23.339	+9.087
11	<b>2:11.878</b>		(391) BASU Dave			9	2:15.752	+2.029	18	2:17.719	+3.467
12	2:13.848	+1.970	1	2:17.066	+4.217	10	2:16.180	+2.457			
13	2:13.828	+1.950	2	2:13.966	+1.117	11	2:16.250	+2.527	(339) ADAMSKI Dirk		
14	2:13.332	+1.454	3	2:14.523	+1.674	12	2:15.877	+2.154	1	2:15.934	+2.625
15	2:13.264	+1.386	4	2:15.642	+2.793	13	2:15.210	+1.487	2	2:13.345	+0.036
16	2:13.428	+1.550	5	2:15.876	+3.027	14	2:16.771	+3.048	3	2:14.184	+0.875
17	2:14.662	+2.784	6	2:15.222	+2.373	15	2:14.886	+1.163	4	2:14.330	+1.021
18	2:15.104	+3.226	7	2:15.977	+3.128	16	2:16.130	+2.407	5	2:15.138	+1.829
			8	2:14.559	+1.710	17	2:17.603	+3.880	6	2:14.964	+1.655
(368) JIRGALA Jaromir			9	2:15.105	+2.256	18	2:18.032	+4.309	7	2:16.106	+2.797
1	2:15.138	+3.177	10	2:14.810	+1.961				8	2:15.972	+2.663
2	2:12.254	+0.293	11	2:14.957	+2.108	(345) ANDERSEN Dennis			9	2:14.992	+1.683
3	2:28.440	+16.479	12	2:14.855	+2.006	1	2:17.142	+2.777	10	2:16.723	+3.414

miksoft.mylaps.com

Orbits

Ředitel závodu/Clerk of the Course:

www.amb-it.com

Sportovní komisari/Stewards:

www.mylaps.com

Hlavní časoměřič/Chief Timekeeper: Miroslav MÍK

Licence: Miksoft

Vytištěno: 5.9.2009 15:47:00

Stránka 2/3



## Automotodrom Brno - 4.-6. September

Ferrari Challenge

Brno 5,403 Km

1. Závod/Race - European series

5.9.2009 15:00

Závod (35:00 a 1 Kol) - start v 15:00:45

11	2:14.857	+1.548	2	<b>2:13.245</b>		14	2:16.911	+2.231
12	2:14.854	+1.545	3	2:14.683	+1.438	15	2:15.938	+1.258
13	2:15.255	+1.946	4	2:14.321	+1.076	16	2:17.399	+2.719
14	<b>2:13.309</b>		p5	3:07.691	+54.446			
15	2:15.680	+2.371	6	4:29.250	+2:16.005	(199) BURENKO Ilya		
16	2:14.965	+1.656	7	2:13.885	+0.640	1	2:16.962	+3.365
17	2:57.481	+44.172	8	2:14.761	+1.516	2	<b>2:13.597</b>	
18	2:19.423	+6.114	9	2:14.584	+1.339	3	2:13.802	+0.205
			10	2:15.426	+2.181	4	2:13.757	+0.160
(149) SDANEWITSCH Claudio			11	2:14.932	+1.687			
1	2:20.554	+3.057	12	2:14.463	+1.218			
2	2:17.831	+0.334	13	2:14.910	+1.665			
3	<b>2:17.497</b>		14	2:14.274	+1.029			
4	2:17.901	+0.404	15	2:14.035	+0.790			
5	2:20.551	+3.054	16	2:13.724	+0.479			
6	2:19.991	+2.494	17	2:15.124	+1.879			
7	2:19.329	+1.832						
8	2:18.797	+1.300	(399) CLARETON Stephane					
9	2:19.385	+1.888	1	2:13.992	+2.695			
10	2:19.890	+2.393	2	2:11.679	+0.382			
11	2:20.973	+3.476	3	2:11.835	+0.538			
12	2:20.645	+3.148	4	2:11.872	+0.575			
13	2:20.902	+3.405	5	<b>2:11.297</b>				
14	2:25.641	+8.144	6	2:12.386	+1.089			
15	2:20.675	+3.178	7	2:12.044	+0.747			
16	2:20.224	+2.727	8	2:12.596	+1.299			
17	2:21.506	+4.009	9	2:12.600	+1.303			
			10	2:13.315	+2.018			
(355) GRAVERAUX Edouard			11	2:11.912	+0.615			
1	2:19.922	+2.376	12	2:13.742	+2.445			
2	2:17.958	+0.412	13	2:11.645	+0.348			
3	<b>2:17.546</b>		14	2:11.366	+0.069			
4	2:17.740	+0.194	15	2:12.065	+0.768			
5	2:20.597	+3.051	16	2:11.979	+0.682			
6	2:19.920	+2.374						
7	2:19.406	+1.860	(374) DE BERNARDI Alexis					
8	2:18.753	+1.207	1	2:17.531	+2.851			
9	2:19.332	+1.786	2	<b>2:14.680</b>				
10	2:19.932	+2.386	3	2:17.905	+3.225			
11	2:21.008	+3.462	4	2:17.076	+2.396			
12	2:20.634	+3.088	5	2:17.850	+3.170			
13	2:20.949	+3.403	6	2:18.479	+3.799			
14	2:25.585	+8.039	7	2:16.938	+2.258			
15	2:21.307	+3.761	8	2:18.273	+3.593			
16	2:19.532	+1.986	9	2:17.260	+2.580			
17	2:21.714	+4.168	10	2:16.872	+2.192			
			11	2:16.605	+1.925			
(372) SCHELTEMA Fons			p12	3:33.128	+1:18.448			
1	2:15.274	+2.029	13	4:02.121	+1:47.441			



# Racing Days 2009



Automotodrom Brno - 4.-6. September

Dle kol

Ferrari Challenge

Brno 5,403 Km

2. Závod/Race - European series

6.9.2009 09:50

Závod (35:00 a 1 Kol) - start v 9:50:41

Pos	No.	Name	Nat	Team	Cl	Laps	Time	Diff	Gap	Av.Sp.	Best Tm	In	Km/h	Comm
1	104	BARON Philipp	AUT	Baron Service	ETP	18	38:58.016			149,748	2:08.968	3	150,819	
2	102	GROSSMANN Bjorn	GER	Autohaus Gohm	ETP	18	39:00.801	2.785	2.785	149,570	2:09.457	3	150,249	
3	105	MISSLIN Nicolas	FRA	Stradale Automobile	ETP	18	39:01.180	3.164	0.379	149,546	2:09.235	3	150,507	
4	101	BLANCARDI Max	ITA	Motor / Malucelli	ETP	18	39:01.894	3.878	0.714	149,501	2:09.099	3	150,666	
5	111	PERGL Robert	CZE	Scuderia Praha	ETP	18	39:12.519	14.503	10.625	148,825	2:09.084	3	150,683	
6	354	SPITZMUELLER Csaba	HUN	Warm Up	ECS	18	39:28.937	30.921	16.418	147,794	2:10.229	2	149,358	
7	109	VASILIEV Alexey	RUS	Ferrari Moscow	ETP	18	39:30.290	32.274	1.353	147,709	2:10.242	2	149,344	
8	399	CLARETON Stephane	FRA	Stradale Automobile	ECS	18	39:41.985	43.969	11.695	146,984	2:11.337	10	148,098	
9	333	GELF Frank	GER	Eberlein Kassel	ECS	18	39:44.712	46.696	2.727	146,816	2:11.052	14	148,420	
10	368	JIRGALA Jaromir	CZE	Scuderia Praha	ECS	18	39:45.422	47.406	0.710	146,772	2:10.177	15	149,418	
11	329	MALLEGOL Yannick	FRA	Motor / Piacenza	ECS	18	39:54.480	56.464	9.058	146,217	2:10.549	2	148,992	
12	141	DANIS Jan	SVK	Scuderia Praha	ETP	18	39:54.603	56.587	0.123	146,210	2:09.077	2	150,691	
13	342	FRODIG Magnus	SWE	Formula Automobile	ECS	18	40:08.614	1:10.598	14.011	145,359	2:10.989	12	148,492	
14	199	BURENKO Ilya	RUS	Ferrari Moscow	ETP	18	40:09.905	1:11.889	1.291	145,281	2:11.972	15	147,386	
15	391	BASU Dave	NED	Kroymans Automotive	ECS	18	40:11.224	1:13.208	1.319	145,202	2:11.595	2	147,808	
16	330	HARMSSEN Holger	GER	Lueg Sportivo	ECS	18	40:12.266	1:14.250	1.042	145,139	2:12.158	2	147,178	
17	372	SHELTEMA Fons	NED	Kessel	ECS	18	40:16.683	1:18.667	4.417	144,874	2:12.025	3	147,327	
18	345	ANDERSEN Dennis	DEN	Formula Automobile	ECS	18	40:34.170	1:36.154	17.487	143,833	2:12.206	2	147,125	
19	367	CHAROUS Hynek	CZE	Scuderia Praha	ECS	18	40:39.699	1:41.683	5.529	143,507	2:12.232	2	147,096	
20	374	DE BERNARDI Alexis	LUX	Kessel	ECS	18	41:08.972	2:10.956	29.273	141,806	2:14.100	16	145,047	
21	355	GRAVERAUX Edouard	FRA	Stradale Automobile	ECS	18	41:11.565	2:13.549	2.593	141,657	2:13.303	2	145,914	
22	371	WAECHTER Daniel	SUI	Kessel	ECS	17	39:18.912	1 Kolo	1 Kolo	140,176	2:13.921	2	145,241	
23	149	SDANEWITSCH Claudio	GER	Autohaus Gohm	ETP	17	39:50.647	1 Kolo	31.735	138,316	2:16.287	2	142,719	
24	328	GERBER Jack	GBR	Motor / Piacenza	ECS	10	25:49.644	8 Kol	7 Kol	125,518	2:12.539	2	146,755	
No Classified (50% = 9 Kol)														
	353	VALINT Tibor	HUN	Warm Up	ECS	3	6:40.494	15 Kol	7 Kol	145,701	2:10.220	2	149,369	
	339	ADAMSKI Dirk	GER	Autohaus Saggio	ECS	1	2:55.193	17 Kol	2 Kol	111,025	-	0	-	
	361	MASSELLI Pierangelo	ITA	Motor / Malucelli	ECS	-	-	-	-	-	-	0	-	

Margin of Victory	Avg. Speed	Best Lap Tm	Best Spd	Best Lap by
2.785	149,748	2:08.968	150,819	104 - BARON Philipp

miksoft.mylaps.com

Orbits

Ředitel závodu/Clerk of the Course:

www.amb-it.com

Sportovní komisari/Stewards:

www.mylaps.com

Hlavní časoměřič/Chief Timekeeper: Miroslav MÍK

Licence: Miksoft

Vytisknuto: 6.9.2009 10:32:57



# Racing Days 2009



Automotodrom Brno - 4.-6. September

Dle kol

Ferrari Challenge

Brno 5,403 Km

2. Závod/Race - European series

6.9.2009 09:50

Závod (35:00 a 1 Kol) - start v 9:50:41

Pos	No.	Name	Nat	Team	Cl	Laps	Time	Diff	Gap	Av.Sp.	Best Tm	In	Km/h	Comm
<b>European series Coppa Shell</b>														
1	354	SPITZMUELLER Csaba	HUN	Warm Up	ECS	18	39:28.937			147,794	2:10.229	2	149,358	
2	399	CLARETON Stephane	FRA	Stradale Automobile	ECS	18	39:41.985	13.048	13.048	146,984	2:11.337	10	148,098	
3	333	GELF Frank	GER	Eberlein Kassel	ECS	18	39:44.712	15.775	2.727	146,816	2:11.052	14	148,420	
4	368	JIRGALA Jaromir	CZE	Scuderia Praha	ECS	18	39:45.422	16.485	0.710	146,772	2:10.177	15	149,418	
5	329	MALLEGOL Yannick	FRA	Motor / Piacenza	ECS	18	39:54.480	25.543	9.058	146,217	2:10.549	2	148,992	
6	342	FRODIG Magnus	SWE	Formula Automobile	ECS	18	40:08.614	39.677	14.134	145,359	2:10.989	12	148,492	
7	391	BASU Dave	NED	Kroymans Automotive	ECS	18	40:11.224	42.287	2.610	145,202	2:11.595	2	147,808	
8	330	HARMSSEN Holger	GER	Lueg Sportivo	ECS	18	40:12.266	43.329	1.042	145,139	2:12.158	2	147,178	
9	372	SHELTEMA Fons	NED	Kessel	ECS	18	40:16.683	47.746	4.417	144,874	2:12.025	3	147,327	
10	345	ANDERSEN Dennis	DEN	Formula Automobile	ECS	18	40:34.170	1:05.233	17.487	143,833	2:12.206	2	147,125	
11	367	CHAROUS Hynek	CZE	Scuderia Praha	ECS	18	40:39.699	1:10.762	5.529	143,507	2:12.232	2	147,096	
12	374	DE BERNARDI Alexis	LUX	Kessel	ECS	18	41:08.972	1:40.035	29.273	141,806	2:14.100	16	145,047	
13	355	GRAVERAUX Edouard	FRA	Stradale Automobile	ECS	18	41:11.565	1:42.628	2.593	141,657	2:13.303	2	145,914	
14	371	WAECHTER Daniel	SUI	Kessel	ECS	17	39:18.912	1 Kolo	1 Kolo	140,176	2:13.921	2	145,241	
15	328	GERBER Jack	GBR	Motor / Piacenza	ECS	10	25:49.644	8 Kol	7 Kol	125,518	2:12.539	2	146,755	
<b>No Clasified (50% = 9 Kol)</b>														
	353	VALINT Tibor	HUN	Warm Up	ECS	3	6:40.494	15 Kol	7 Kol	145,701	2:10.220	2	149,369	
	339	ADAMSKI Dirk	GER	Autohaus Saggio	ECS	1	2:55.193	17 Kol	2 Kol	111,025	-	0	-	
	361	MASSELLI Pierangelo	ITA	Motor / Malucelli	ECS					-	-	0	-	
<b>European series Trofeo Pirelli</b>														
1	104	BARON Philipp	AUT	Baron Service	ETP	18	38:58.016			149,748	2:08.968	3	150,819	
2	102	GROSSMANN Bjorn	GER	Autohaus Gohm	ETP	18	39:00.801	2.785	2.785	149,570	2:09.457	3	150,249	
3	105	MISSLIN Nicolas	FRA	Stradale Automobile	ETP	18	39:01.180	3.164	0.379	149,546	2:09.235	3	150,507	
4	101	BLANCARDI Max	ITA	Motor / Malucelli	ETP	18	39:01.894	3.878	0.714	149,501	2:09.099	3	150,666	
5	111	PERGL Robert	CZE	Scuderia Praha	ETP	18	39:12.519	14.503	10.625	148,825	2:09.084	3	150,683	
6	109	VASILIEV Alexey	RUS	Ferrari Moscow	ETP	18	39:30.290	32.274	17.771	147,709	2:10.242	2	149,344	
7	141	DANIS Jan	SVK	Scuderia Praha	ETP	18	39:54.603	56.587	24.313	146,210	2:09.077	2	150,691	
8	199	BURENKO Ilya	RUS	Ferrari Moscow	ETP	18	40:09.905	1:11.889	15.302	145,281	2:11.972	15	147,386	
9	149	SDANEWITSCH Claudio	GER	Autohaus Gohm	ETP	17	39:50.647	1 Kolo	1 Kolo	138,316	2:16.287	2	142,719	

Margin of Victory	Avg. Speed	Best Lap Tm	Best Spd	Best Lap by
2.785	149,748	2:08.968	150,819	104 - BARON Philipp



## Automotodrom Brno - 4.-6. September

Ferrari Challenge

Brno 5,403 Km

2. Závod/Race - European series

6.9.2009 09:50

Závod (35:00 a 1 Kol) - start v 9:50:41

	8	2:09.414	+0.179	17	2:09.205	+0.121	6	2:11.892	+0.555			
(104) BARON Philipp	9	2:09.687	+0.452	18	2:10.033	+0.949	7	2:11.715	+0.378			
1	2:09.709	+0.741	10	2:10.008	+0.773		8	2:12.006	+0.669			
2	2:09.613	+0.645	11	2:09.807	+0.572	(354) SPITZMUELLER Csaba	9	2:11.664	+0.327			
3	<b>2:08.968</b>		12	2:09.484	+0.249	1	2:13.460	+3.231	10	<b>2:11.337</b>		
4	2:09.313	+0.345	13	2:09.705	+0.470	2	<b>2:10.229</b>		11	2:11.720	+0.383	
5	2:09.380	+0.412	14	2:09.954	+0.719	3	2:10.652	+0.423	12	2:11.839	+0.502	
6	2:09.489	+0.521	15	2:09.696	+0.461	4	2:11.030	+0.801	13	2:11.781	+0.444	
7	2:09.582	+0.614	16	2:09.798	+0.563	5	2:11.364	+1.135	14	2:11.797	+0.460	
8	2:09.801	+0.833	17	2:09.619	+0.384	6	2:11.569	+1.340	15	2:11.893	+0.556	
9	2:09.760	+0.792	18	2:10.065	+0.830	7	2:11.016	+0.787	16	2:12.120	+0.783	
10	2:09.884	+0.916				8	2:11.482	+1.253	17	2:12.226	+0.889	
11	2:09.477	+0.509	(101) BLANCARDI Max	9	2:11.131	+0.902	9	2:11.131	+0.902	18	2:13.287	+1.950
12	2:09.461	+0.493	1	2:11.054	+1.955	10	2:11.323	+1.094				
13	2:09.695	+0.727	2	2:09.517	+0.418	11	2:11.319	+1.090	(333) GELF Frank	1	2:14.591	+3.539
14	2:10.183	+1.215	3	<b>2:09.099</b>		12	2:11.170	+0.941	2	2:11.732	+0.680	
15	2:09.837	+0.869	4	2:10.113	+1.014	13	2:11.773	+1.544	3	2:12.270	+1.218	
16	2:10.024	+1.056	5	2:12.006	+2.907	14	2:11.678	+1.449	4	2:13.081	+2.029	
17	2:09.736	+0.768	6	2:09.810	+0.711	15	2:11.120	+0.891	5	2:12.619	+1.567	
18	2:10.110	+1.142	7	2:09.869	+0.770	16	2:10.990	+0.761	6	2:12.817	+1.765	
			8	2:09.387	+0.288	17	2:11.102	+0.873	7	2:11.734	+0.682	
(102) GROSSMANN Bjorn	9	2:09.477	+0.378	9	2:09.477	+0.378	18	2:11.854	+1.625	8	2:12.898	+1.846
1	2:09.910	+0.453	10	2:09.544	+0.445				9	2:12.072	+1.020	
2	2:09.922	+0.465	11	2:09.769	+0.670	(109) VASILIEV Alexey	1	2:12.332	+2.090	10	2:11.770	+0.718
3	<b>2:09.457</b>		12	2:09.516	+0.417	2	<b>2:10.242</b>		11	2:11.845	+0.793	
4	2:09.485	+0.028	13	2:09.577	+0.478	3	2:10.853	+0.611	12	2:11.607	+0.555	
5	2:10.872	+1.415	14	2:09.831	+0.732	4	2:11.297	+1.055	13	2:11.442	+0.390	
6	2:10.014	+0.557	15	2:09.593	+0.494	5	2:11.544	+1.302	14	<b>2:11.052</b>		
7	2:09.780	+0.323	16	2:09.959	+0.860	6	2:11.390	+1.148	15	2:11.498	+0.446	
8	2:09.720	+0.263	17	2:09.924	+0.825	7	2:11.123	+0.881	16	2:11.095	+0.043	
9	2:09.749	+0.292	18	2:09.766	+0.667	8	2:11.490	+1.248	17	2:12.340	+1.288	
10	2:09.783	+0.326				9	2:11.318	+1.076	18	2:12.606	+1.554	
11	2:09.825	+0.368	(111) PERGL Robert	10	2:11.289	+1.047						
12	2:09.543	+0.086	1	2:10.619	+1.535	11	2:11.385	+1.143	(368) JIRGALA Jaromir	1	2:17.289	+7.112
13	2:09.945	+0.488	2	2:10.004	+0.920	12	2:11.157	+0.915	2	2:11.774	+1.597	
14	2:09.913	+0.456	3	<b>2:09.084</b>		13	2:11.771	+1.529	3	2:11.167	+0.990	
15	2:09.737	+0.280	4	2:09.222	+0.138	14	2:11.646	+1.404	4	2:12.150	+1.973	
16	2:09.585	+0.128	5	2:17.725	+8.641	15	2:11.191	+0.949	5	2:12.200	+2.023	
17	2:09.823	+0.366	6	2:10.458	+1.374	16	2:12.037	+1.795	6	2:12.509	+2.332	
18	2:09.961	+0.504	7	2:10.672	+1.588	17	2:11.738	+1.496	7	2:12.246	+2.069	
			8	2:10.460	+1.376	18	2:11.623	+1.381	8	2:12.825	+2.648	
(105) MISSLIN Nicolas	9	2:10.638	+1.554	9	2:10.638	+1.554				9	2:13.184	+3.007
1	2:09.763	+0.528	10	2:10.089	+1.005	(399) CLARETON Stephane	1	2:14.545	+3.208	10	2:12.629	+2.452
2	2:10.127	+0.892	11	2:11.359	+2.275	2	2:11.459	+0.122	11	2:12.244	+2.067	
3	<b>2:09.235</b>		12	2:10.713	+1.629	3	2:11.396	+0.059	12	2:11.565	+1.388	
4	2:09.537	+0.302	13	2:09.774	+0.690	4	2:12.126	+0.789	13	2:10.999	+0.822	
5	2:11.595	+2.360	14	2:09.308	+0.224	5	2:12.265	+0.928	14	2:11.390	+1.213	
6	2:09.917	+0.682	15	2:09.266	+0.182							
7	2:09.553	+0.318	16	2:09.626	+0.542							



## Automotodrom Brno - 4.-6. September

Ferrari Challenge

Brno 5,403 Km

2. Závod/Race - European series

6.9.2009 09:50

Závod (35:00 a 1 Kol) - start v 9:50:41

15	<b>2:10.177</b>		4	2:12.363	+1.374	13	2:12.905	+1.310	2	<b>2:12.206</b>	
16	2:11.512	+1.335	5	2:12.011	+1.022	14	2:13.321	+1.726	3	2:12.243	+0.037
17	2:12.135	+1.958	6	2:12.384	+1.395	15	2:14.135	+2.540	4	2:13.619	+1.413
18	2:11.507	+1.330	7	2:12.645	+1.656	16	2:14.119	+2.524	5	2:15.384	+3.178
			8	2:12.605	+1.616	17	2:15.313	+3.718	6	2:13.533	+1.327
			9	2:12.003	+1.014	18	2:13.562	+1.967	7	2:14.207	+2.001
<u>(329) MALLEGOL Yannick</u>			10	2:12.238	+1.249				8	2:15.112	+2.906
1	2:16.615	+6.066	11	2:11.954	+0.965	<u>(330) HARMSEN Holger</u>			9	2:15.496	+3.290
2	<b>2:10.549</b>		12	<b>2:10.989</b>		1	2:16.561	+4.403	10	2:14.597	+2.391
3	2:12.612	+2.063	13	2:11.515	+0.526	2	<b>2:12.158</b>		11	2:16.138	+3.932
4	2:12.525	+1.976	14	2:11.583	+0.594	3	2:12.352	+0.194	12	2:13.697	+1.491
5	2:12.554	+2.005	15	2:30.929	+19.940	4	2:13.342	+1.184	13	2:14.674	+2.468
6	2:13.081	+2.532	16	2:13.489	+2.500	5	2:14.212	+2.054	14	2:15.146	+2.940
7	2:12.073	+1.524	17	2:13.349	+2.360	6	2:14.100	+1.942	15	2:15.040	+2.834
8	2:12.119	+1.570	18	2:14.158	+3.169	7	2:13.415	+1.257	16	2:15.721	+3.515
9	2:12.916	+2.367				8	2:14.224	+2.066	17	2:15.664	+3.458
10	2:11.765	+1.216				9	2:12.942	+0.784	18	2:17.002	+4.796
11	2:11.866	+1.317	<u>(199) BURENKO Ilya</u>			10	2:13.807	+1.649			
12	2:12.091	+1.542	1	2:17.207	+5.235	11	2:13.255	+1.097	<u>(367) CHAROUS Hynek</u>		
13	2:12.178	+1.629	2	2:12.011	+0.039	12	2:13.074	+0.916	1	2:16.058	+3.826
14	2:14.123	+3.574	3	2:12.370	+0.398	13	2:12.927	+0.769	2	<b>2:12.232</b>	
15	2:12.700	+2.151	4	2:13.352	+1.380	14	2:14.018	+1.860	3	2:13.098	+0.866
16	2:13.577	+3.028	5	2:14.512	+2.540	15	2:13.253	+1.095	4	2:13.385	+1.153
17	2:13.892	+3.343	6	2:14.031	+2.059	16	2:13.970	+1.812	5	2:16.049	+3.817
18	2:11.683	+1.134	7	2:13.317	+1.345	17	2:13.308	+1.150	6	2:13.832	+1.600
			8	2:14.056	+2.084	18	2:14.229	+2.071	7	2:14.183	+1.951
			9	2:13.397	+1.425				8	2:16.005	+3.773
<u>(141) DANIS Jan</u>			10	2:13.561	+1.589				9	2:15.691	+3.459
1	2:34.107	+25.030	11	2:13.777	+1.805	<u>(372) SCHELTEMA Fons</u>			10	2:16.420	+4.188
2	<b>2:09.077</b>		12	2:13.011	+1.039	1	2:25.479	+13.454	11	2:14.460	+2.228
3	2:10.771	+1.694	13	2:14.788	+2.816	2	2:12.314	+0.289	12	2:13.995	+1.763
4	2:09.582	+0.505	14	2:13.108	+1.136	3	<b>2:12.025</b>		13	2:14.746	+2.514
5	2:10.454	+1.377	15	<b>2:11.972</b>		4	2:13.111	+1.086	14	2:16.045	+3.813
6	2:11.578	+2.501	16	2:12.317	+0.345	5	2:12.933	+0.908	15	2:15.602	+3.370
p7	2:16.801	+7.724	17	2:12.974	+1.002	6	2:13.394	+1.369	16	2:15.869	+3.637
8	2:23.756	+14.679	18	2:13.267	+1.295	7	2:12.610	+0.585	17	2:17.193	+4.961
9	2:09.802	+0.725				8	2:12.770	+0.745	18	2:18.346	+6.114
10	2:11.796	+2.719				9	2:13.342	+1.317			
11	2:10.887	+1.810	<u>(391) BASU Dave</u>			10	2:12.654	+0.629			
12	2:09.955	+0.878	1	2:15.578	+3.983	11	2:13.683	+1.658	<u>(374) DE BERNARDI Alexis</u>		
13	2:11.622	+2.545	2	<b>2:11.595</b>		12	2:12.895	+0.870	1	2:32.906	+18.806
14	2:10.598	+1.521	3	2:12.570	+0.975	13	2:12.589	+0.564	2	2:14.400	+0.300
15	2:10.327	+1.250	4	2:13.201	+1.606	14	2:13.607	+1.582	3	2:14.475	+0.375
16	2:10.475	+1.398	5	2:13.113	+1.518	15	2:13.128	+1.103	4	2:17.190	+3.090
17	2:09.905	+0.828	6	2:13.309	+1.714	16	2:12.880	+0.855	5	2:15.407	+1.307
18	2:09.540	+0.463	7	2:13.201	+1.606	17	2:13.170	+1.145	6	2:16.194	+2.094
			8	2:13.915	+2.320	18	2:12.139	+0.114	7	2:16.291	+2.191
			9	2:13.595	+2.000				8	2:15.116	+1.016
<u>(342) FRODIG Magnus</u>			10	2:13.940	+2.345				9	2:15.074	+0.974
1	2:15.081	+4.092	11	2:14.437	+2.842	<u>(345) ANDERSEN Dennis</u>			10	2:16.300	+2.200
2	2:11.689	+0.700	12	2:13.255	+1.660	1	2:16.763	+4.557			
3	2:12.275	+1.286									



## Automotodrom Brno - 4.-6. September

Ferrari Challenge

Brno 5,403 Km

2. Závod/Race - European series

6.9.2009 09:50

Závod (35:00 a 1 Kol) - start v 9:50:41

11	2:17.520	+3.420	1	2:21.231	+4.944
12	2:14.878	+0.778	2	<b>2:16.287</b>	
13	2:15.196	+1.096	3	2:17.767	+1.480
14	2:14.480	+0.380	4	2:18.209	+1.922
15	2:14.785	+0.685	5	2:17.808	+1.521
16	<b>2:14.100</b>		6	2:19.465	+3.178
17	2:15.814	+1.714	7	2:21.537	+5.250
18	2:16.885	+2.785	8	2:21.260	+4.973

(355) GRAVERAUX Edouard

1	2:20.759	+7.456	10	2:19.867	+3.580
2	<b>2:13.303</b>		11	2:20.298	+4.011
3	2:14.924	+1.621	12	2:19.840	+3.553
4	2:14.962	+1.659	13	2:24.418	+8.131
5	2:15.242	+1.939	14	2:21.656	+5.369
6	2:16.315	+3.012	15	2:21.285	+4.998
7	2:16.873	+3.570	16	2:19.132	+2.845
8	2:17.065	+3.762	17	2:22.066	+5.779

(328) GERBER Jack

9	2:19.108	+5.805	1	2:32.812	+20.273
10	2:16.960	+3.657	2	<b>2:12.539</b>	
11	2:17.576	+4.273	3	2:13.836	+1.297
12	2:16.876	+3.573	p4	3:45.451	+1:32.912
13	2:16.178	+2.875	5	3:07.855	+55.316
14	2:16.404	+3.101	6	2:17.579	+5.040
15	2:16.466	+3.163	7	2:15.023	+2.484
16	2:17.378	+4.075	8	2:14.706	+2.167
17	2:18.905	+5.602	9	2:15.124	+2.585
18	2:17.941	+4.638	p10	2:46.892	+34.353

(371) WAECHTER Daniel

1	2:26.647	+12.726	(353) VALINT Tibor	1	2:14.482	+4.262
2	<b>2:13.921</b>		2	<b>2:10.220</b>		
3	2:15.217	+1.296	3	2:10.429	+0.209	
4	2:42.215	+28.294	(339) ADAMSKI Dirk	p1	2:48.352	-3:58:06.423
5	2:16.202	+2.281				
6	2:16.261	+2.340				
7	2:16.054	+2.133				
8	2:16.316	+2.395				
9	2:15.539	+1.618				
10	2:14.822	+0.901				
11	2:16.335	+2.414				
12	2:16.309	+2.388				
13	2:15.744	+1.823				
14	2:16.092	+2.171				
15	2:16.533	+2.612				
16	2:17.348	+3.427				
17	2:15.395	+1.474				

(149) SDANEWITSCH Claudio

miksoft.mylaps.com

Orbits

Ředitel závodu/Clerk of the Course:

www.amb-it.com

Sportovní komisari/Stewards:

www.mylaps.com

Hlavní časoměřič/Chief Timekeeper: Miroslav MÍK

Licence: Miksoft

Vytištěno: 6.9.2009 10:33:24

Stránka 3/3



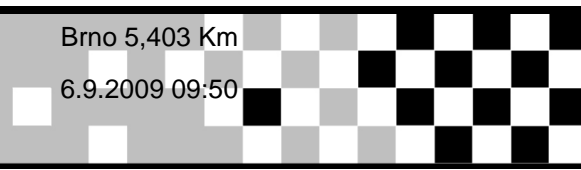
Ferrari Challenge

Brno 5,403 Km

2. Závod/Race - European series

6.9.2009 09:50

Závod (35:00 a 1 Kol) - start v 9:50:41



Jezdci(ů)	Kol																		
	0	1	2	3	4	5	6	7	8	9	10	11	12	13	14	15	16	17	18
DANIS Jan (141)	1	141	102	104	104	104	104	104	104	104	104	104	104	104	104	104	104	104	104
GROSSMANN Bjorn (102)	2	102	104	102	102	102	102	102	102	102	102	102	102	102	102	102	102	102	102
BARON Philipp (104)	3	104	105	105	105	105	105	105	105	105	105	105	105	105	105	105	105	105	105
BLANCARDI Max (101)	4	101	111	101	101	111	101	101	101	101	101	101	101	101	101	101	101	101	101
MISSLIN Nicolas (105)	5	105	101	111	111	101	111	111	111	111	111	111	111	111	111	111	111	111	111
PERGL Robert (111)	6	111	109	109	109	109	109	109	109	109	109	109	109	109	109	109	354	354	354
SPITZMUELLER Csaba (354)	7	354	354	354	354	354	354	354	354	354	354	354	354	354	354	354	109	109	109
VASILIEV Alexey (109)	8	109	399	353	353	399	399	399	399	399	399	399	399	399	399	399	399	399	399
CLARETON Stephane (399)	9	399	353	399	399	342	342	342	342	342	342	342	342	342	342	333	333	333	333
FRODIG Magnus (342)	10	342	333	333	333	333	333	333	333	333	333	333	333	333	333	368	368	368	368
VALINT Tibor (353)	11	353	342	342	342	329	329	368	368	329	329	329	329	329	329	368	329	329	329
MALLEGOL Yannick (329)	12	329	391	329	329	368	368	329	329	368	368	368	368	368	329	141	141	141	141
GELF Frank (333)	13	333	329	391	391	391	391	391	391	391	391	391	391	391	391	342	342	342	342
JIRGALA Jaromir (368)	14	368	367	367	368	367	330	141	330	330	330	330	330	330	141	391	391	199	199
BASU Dave (391)	15	391	368	368	367	330	199	330	199	199	199	199	199	141	330	330	199	391	391
CHAROUS Hynek (367)	16	367	330	330	330	199	367	199	367	345	345	345	141	141	199	199	330	330	330
ADAMSKI Dirk (339)	17	339	199	199	199	345	141	367	345	367	367	141	372	372	372	372	372	372	372
BURENKO Ilya (199)	18	199	345	345	345	141	345	345	141	372	141	372	345	345	345	345	345	345	345
HARMSSEN Holger (330)	19	330	355	355	355	355	372	372	141	372	367	367	367	367	367	367	367	367	367
GERBER Jack (328)	20	328	149	149	141	372	372	355	355	355	355	355	355	355	355	355	355	374	374
ANDERSEN Dennis (345)	21	345	372	141	372	149	149	149	374	374	374	374	374	374	374	374	374	355	355
GRAVERAUX Edouard (355)	22	355	141	372	149	374	374	374	149	149	149	149	371	371	371	371	371	371	371
SDANEWITSCH Claudio (149)	23	149	371	371	328	371	371	371	371	371	371	371	149	149	149	149	149	149	149
SHELTEMA Fons (372)	24	372	328	328	371	328	328	328	328	328	328	328							
DE BERNARDI Alexis (374)	25	374	374	374	374														
WAECHTER Daniel (371)	26	371	339																
-	27																		